A Group brand legrand

LIVING now

TRADITIONAL CONTROL | CONTROL WITH SMARTPHONE | VOICE COMMAND | PLANNING PROGRAMMED

bticino

Living Now with Netatmo
- Home/Away wireless switch

Living Now with Netatmo
- Connected dimmer/switch and shutter control

bticino

CONTENTS

DESIGN INNOVATION 6

NEW DIGITAL CONTROLS 8

FINISHES 10

THE SOLUTION FOR ALL SYSTEM REQUIREMENT 18

SMART ELECTRIC SYSTEM 20

HOME+CONTROL 24

INSTALLATION 30

HOME AUTOMATION THAT SPEAKS 36

HOME AUTOMATION LIKE NEVER TOUCHED BEFORE 38

INSTALLATION OF THE DIGITAL CONTROLS 42

ALWAYS PERFECT INSTALLATION 44

CATALOGUE 48

LIVING
now

Forever an icon,
today Smart as well.

Living Now is the new Living generation. A timeless icon which combines the linearity of a unique design with the simplicity of Smart technology. All this without changing usual wiring procedures because Living Now is always installed in the traditional way, guaranteeing a perfect installation.

Traditional control | Control with smartphone | Voice command | Planning programmed

bticino

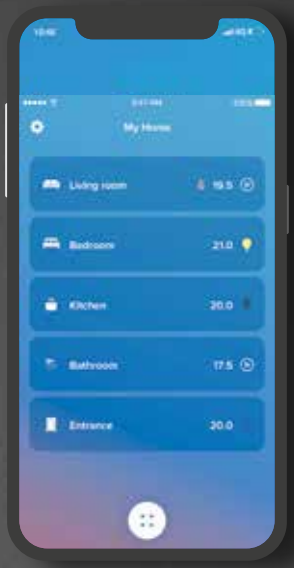

- **Innovative design:** revisited relationship between cover plate and functions.
- **Smart:** the first intrinsically connected wiring devices range!
- The best technical solutions for a **perfect installation.**

Works with Apple HomeKit | works with Hey Google | WORKS WITH alexa | Works with IFTTT

App
Home + Control

DESIGN INNOVATION

PERFECT PLANARITY AND ELEGANT DETAILS

DESIGN AWARD 2019

Living Now, has won this prestigious international award confirming BTicino's ability to combine technology and design.

MENZIONE D'ONORE
COMPASSO D'ORO ADI

The international jury at the XXVI Compasso d'Oro ADI Award 2020, granted Living Now an Honourable Mention. The Compasso d'Oro ADI Award is the oldest and most authoritative international design award.

FULL TOUCH CONTROLS

The light can be switched on or off by pressing any point of the surface of the keys. After being pressed, the keys return to their original position, perfectly aligned.

MORE SPACE FOR FUNCTIONS

Unique shape with space increased for functions.

NEW DIGITAL CONTROLS WITH LIVING NOW FINISH

Living Now series digital controls are now part of the MyHOME_Up home automation range. A mix of incomparable innovation and simplicity, ready to be discovered, heard and touched.

VOICE CONTROL
Device with built-in Amazon Alexa assistant, ideal for the voice control of the MyHOME_Up home automation functions.

LIGHT AND FULL CONTROLS

New touch controls without cover plate ▪
Customised icons and leds using the app MyHOME_Up ▪
Expandable to new functions ▪

DEVICE FINISHING

WHITE

SAND

BLACK

3 COLOURS FOR THE DEVICES

The devices feature an aesthetic component, the covers, available in three different colours: white, sand and black. Satin finish surface: for a pleasant feel.

COMBINATION WITH THE COVER PLATES

The Living Now cover plate range includes 16 finishes, purposely selected for use with the device covers, and made of different materials: techno polymer, metal and wood.

COORDINATION OF APPEARANCE OF THE MYHOME_UP DIGITAL CONTROLS

MyHOME_Up digital controls do not require the use of cover plates and are available in white, sand and black.

COVER PLATE FINISHING

ICE cover plate
Material: techno polymer
Code: ...DW

The zamak and wood finishes are obtained using non-mass production procedures. The individual differences among the various cover plates are therefore a distinguishing valuable element.

WHITE cover plate
Material: techno polymer
Code: ...KW

GOLD cover plate
Material: zamak
Code: ...ZW

MOON COVER PLATE
Material: zamak
Code: ...NW

SKY cover plate
Material: techno polymer
Code: ...DA

PIXEL cover plate
Material: techno polymer
- pixel effect
Code: ...MW

COVER PLATE FINISHING

OAK cover plate
Material: wood
Code: ...LM

The zamak and wood finishes are obtained using non-mass production procedures. The individual differences among the various cover plates are therefore a distinguishing valuable element.

SAND cover plate
Material: techno polymer
Code: ...KM

COPPER cover plate
Material: zamak
Code: ...ZM

AURA cover plate
Material: techno polymer
Code: ...DM

OPTIC cover plate
Material: techno polymer
- pixel effect
Code: ...MM

COVER PLATE FINISHING

STEEL cover plate
Material: zamak
Code: ...ZG

The zamak and wood finishes are obtained using non-mass production procedures. The individual differences among the various cover plates are therefore a distinguishing valuable element.

BLACK cover plate
Material: techno polymer
Code: ...KG

SPACE cover plate
Material: zamak
Code: ...NG

WALNUT cover plate
Material: wood
Code: ...LG

NIGHT cover plate
Material: techno polymer
Code: ...DG

THE RIGHT SOLUTION FOR ALL NEEDS

SMART ELECTRICAL SYSTEM

Living Now WITH Netatmo



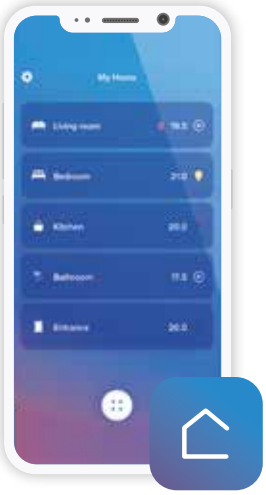

App HOME + CONTROL

INSTALLATION WITH TRADITIONAL WIRING

Install a traditional electric system and add the SMART functions connected to the home Wi-Fi network, controlled using the HOME + CONTROL App.

FUNCTIONS

- Lights
- Shutters
- Sockets
- Temperature control
- Scenario control
- Consumption display
- Load anti-blackout control
- Planning programmed

CHOOSE HOW TO CONTROL IT

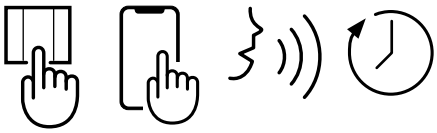

LIVING now

HOME AUTOMATION SYSTEM

Living Now MyHOME_Up

alexa built-in

App MyHOME_Up

INSTALLATION WITH BUS

Create a BUS integrated system manageable from the MyHOME_UP App, using your voice or the Touch Screen controls.

FUNCTIONS

- Lights
- Shutters
- Sockets
- Temperature control
- Scenario control
- Consumption display
- Load anti-blackout control
- Video door entry system
- NUVO sound diffusion system
- Integration with other brand.

CHOOSE HOW TO CONTROL IT

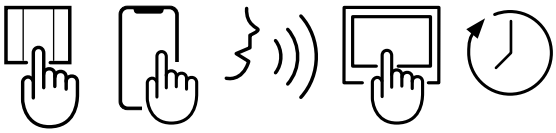

SMART ELECTRICAL SYSTEM

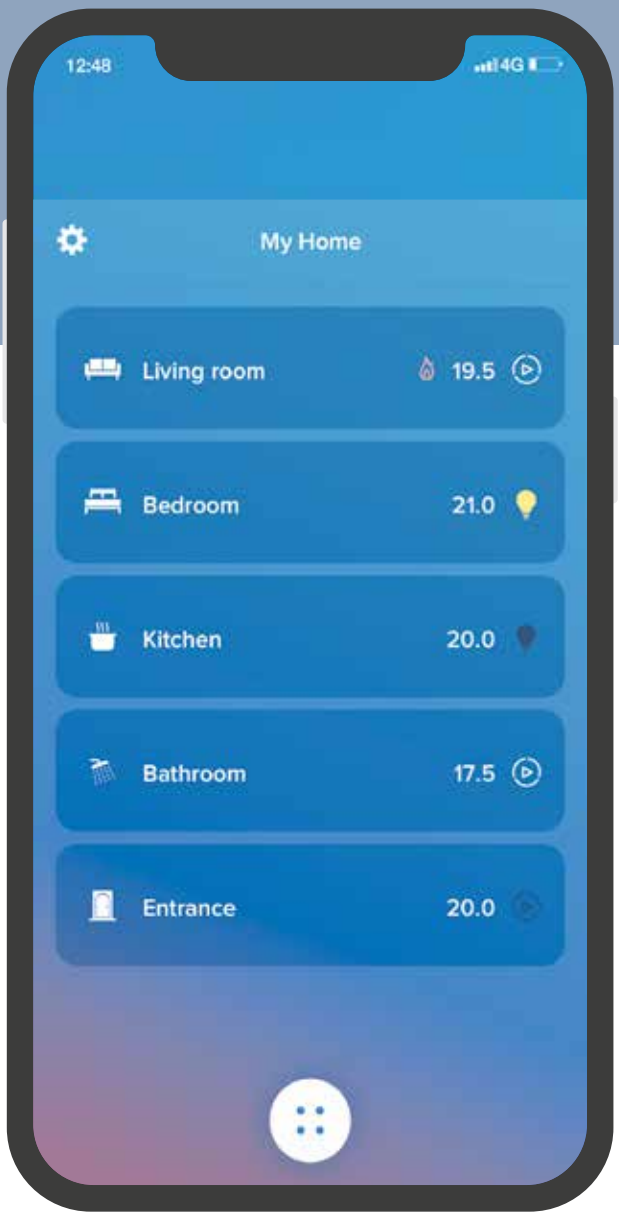

Check your home just like your e-mail or your bank account. Starting from today, you will have all this at your fingertips, in full safety and easily.

App
HOME + CONTROL

GENERAL CONTROL

With one single click, a general control will allow you to switch off all the lights and lower all the shutters when you leave your home, or to activate your favourite scenario.

CONTROL WITH SMARTPHONE

From your smartphone, you will be able to view and check the status of lights, shutters and connected power sockets from anywhere.

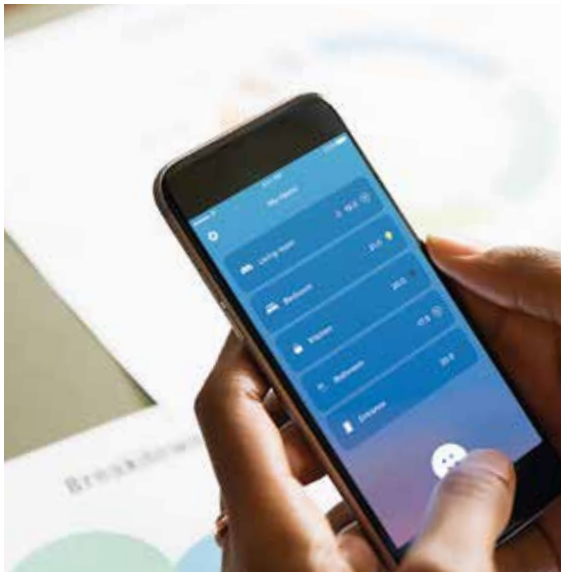

VOICE COMMAND

You can control your system with your voice thanks to your favourite voice assistant.

Works with Apple HomeKit | works with Hey Google | WORKS WITH alexa

PLANNED PROGRAMMING

Program the activation of lights, shutters and loads connected to sockets based on your needs. Some examples:

- automatically switch on the garden lights at sunset and switch them off at sunrise;
- switch on some lights and activate some shutters to simulate the presence of someone in the house when on holidays.

Smart electric system

MANAGEMENT OF THE TEMPERATURE
Remotely check and manage the temperature inside your home using your smartphone and installing the connected thermostat **Smarther with Netatmo**.



LIGHTING AT THE DESIRED LEVEL
Adjust the light level for optimum personal comfort.
You can do that from the connected Dimmer, the associated wireless controls and the Smartphone, using the Home+Control App.

LOAD CONTROL TO AVOID BLACKOUTS (*)
In overload conditions, the system automatically disconnects the least important load to avoid tripping of the meter (blackout).

ENERGY CONSUMPTION CONTROL
Use your smartphone to check the electricity consumption of your appliances (daily, monthly and yearly.

WIRELESS CONTROL
You can add wireless controls (lights, shutters and sockets), or reposition them at any time depending on your needs.

ALARM NOTIFICATIONS
You can receive warning notifications on your smartphone.

Note (*): function available by Autumn 2020.

HOME + CONTROL

One single App, many connected advantages

Home+Control is the App that makes it simple to supervise all the Living Now Smart system functions using iOS and Android mobile devices, inside and outside the home.

The Homepage shows all the system information.

WHAT YOUR CUSTOMER CAN DO:

1. Activate and customise **8 scenarios** (4 preconfigured scenarios, coming in, going out, day, night and 4 scenarios customisable by the user);
2. **Display and check the status of lights, shutters, loads connected to sockets and the room temperature;**
3. **Use the Smarther timer thermostat** simply and intuitively;
4. **Check the** total home **consumptions.**
5. **Receive notifications** on the load and system status;
6. **Define the load priority** for black-out prevention (function available by Autumn 2020).

Download on the App Store

GET IT ON Google Play

HOME + CONTROL
CONFIGURATION IS EASY, BOTH FOR YOU AND YOUR CUSTOMER.

You simply have to download the App from the Apple or Google store, and follow the guided procedure.

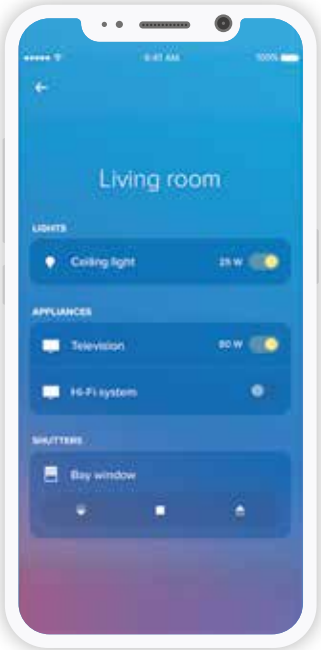

Lights, shutters
and generic loads activations

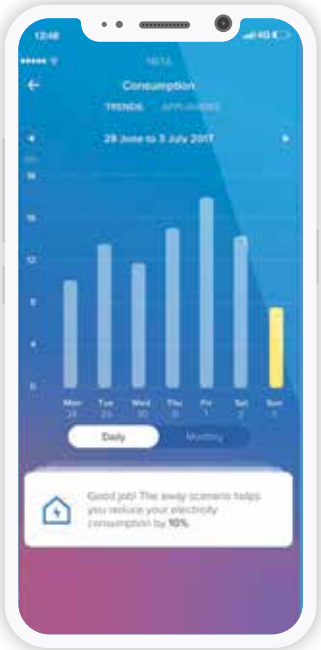

Consumption
display

Management of the
temperature

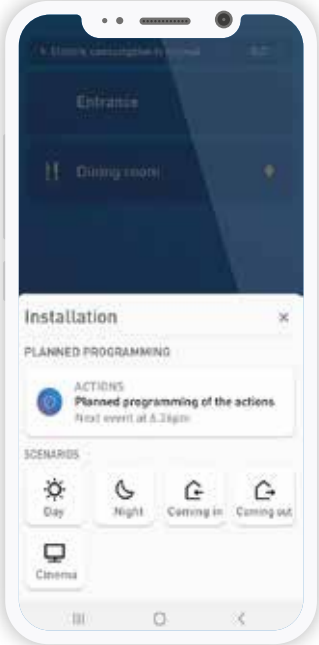

Scenario
management

INTEGRATION WITH IFTTT
The Living Now Smart functions can be extended thanks to the integration with the IFTTT platform.
It will be possible to create automated actions based on events generated in the electric system, or by external services and connected third-party devices.

«OK Google,
set Kitchen light to 100%»

YOUR CUSTOMERS CAN ALSO MANAGE THEIR HOME WITH THEIR VOICE

With Living Now with Netatmo, your customer will be able to control the system using Apple, Google and Amazon voice assistants. An extremely useful features, also for those with mobility problems.

Gateway for the connection of the system to the Internet through the Home Wi-Fi network.

Note: HomePod, Google Home and Amazon Echo are available from Apple store, Google Store, Amazon, or from authorised retailers.

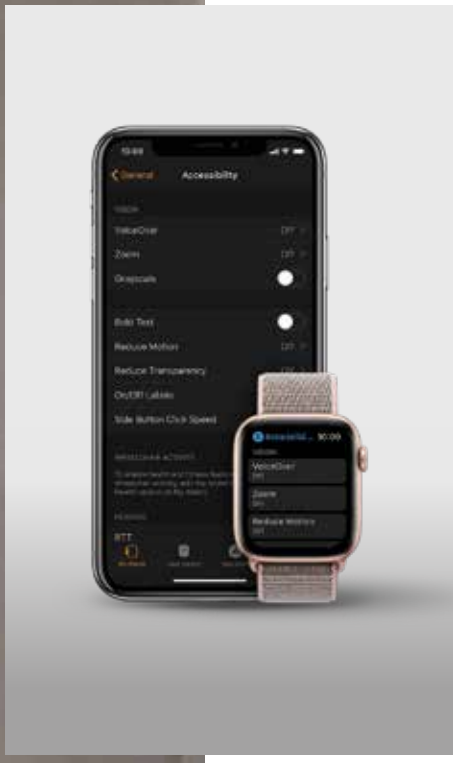

"SIRI, switch the bedroom light on",
"OK Google, switch all the home lights off",
"ALEXA set temperature to 20 degrees".

Works with Apple HomeKit

works with Hey Google

WORKS WITH alexa

Note: HomeKit is a registered trade mark which is the property of Apple Inc. Google Home is a registered trade mark which is the property of Google LLC, Amazon Alexa is a registered trade mark which is the property of Amazon.com, Inc.

Smart electrical system a simple, rational range of connected devices, both wired and wireless.

REMOTE CONNECTION

CONNECTED DEVICES (230V A.C.)



Item KW/KG/KM4501C
Gateway with
german
standard socket
and Home/Away
wireless switch



Item KW/KG/KM4502C
Gateway with
french/belgian
standard socket
and Home/Away
wireless switch

Item FC80GT
Gateway DIN

SCENARIOS

BATTERY WIRELESS CONTROLS



Item K4570CW
Home/Away
wireless switch

Item K4575CW
4 scenarios
control



Item K4574CW
Night&Day
scenario control

LIGHTS

Item K4411CM2
Connected switch/dimmer

Item FC80RC
Connected DIN relay 16 A

Item 3584C
Connected light relay 1,3 A



Item K4003CW
Light control

Item 3585C
Motion sensor

Item K4003DCW
Double light control

Item 3577C
Wireless module for mechanical switch

SHUTTERS

Item K4027CM2
Connected shutter switch

Item 4027C
Connected micromodule for shutter



Item K4027CW
Shutter control

ENERGY AND CONSUMPTION MANAGEMENT

Item KW/KG/KM4141AC
Connected german standard socket

Item KW/KG/KM4142AC
Connected french/belgian standard socket

Item F20T60A
Connected DIN meter
Item FC80GCS Connected DIN load management

Item FC80CC
Connected DIN contactor 20 A

Item 4141PC
Mobile german standard power outlet

Item 4142PC
Mobile french/belgian standard power outlet

Connected thermostat
Item XW8002
Item XW8002W
Item XM8002
Item XG8002

See catalogue for detailed descriptions, availability and full range of products.

IT IS INSTALLED JUST LIKE A TRADITIONAL ELECTRIC SYSTEM

1.

DEVICES ARE INSTALLED AND WIRED JUST LIKE TRADITIONAL DEVICES

In place of a traditional device, install the connected device of the corresponding type: one for each control line. Once installed, the connected control is already working; you will therefore be able to switch the connected light on without the need to do anything further.

EXAMPLE OF A DIMMER LIGHT POINT

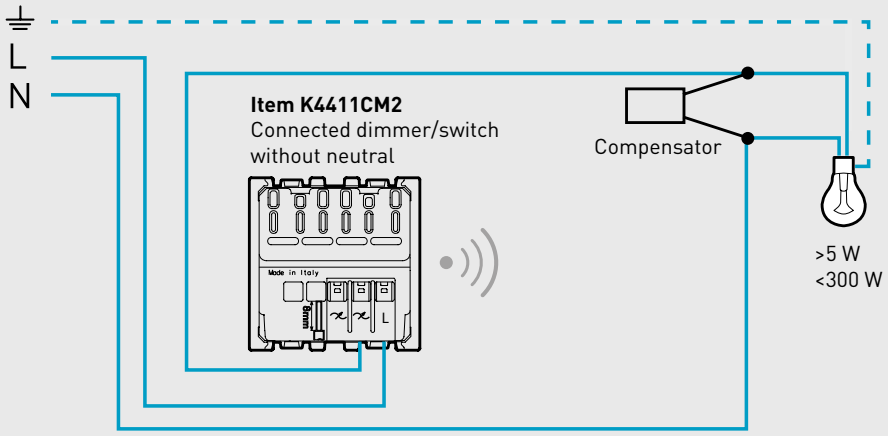

2.

DEVICES CAN BE ASSOCIATED TO EACH OTHER BY SIMPLY PRESSING A PUSHBUTTON

A. Power the electric system

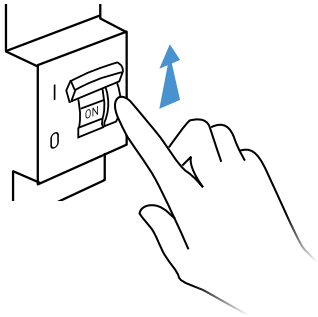

B. Press the In&Out master scenario control supplied with the gateway for 5 seconds



C. Devices are associated automatically. You can already use the Home/Away wireless switch for the activation of the general "Going Out" control

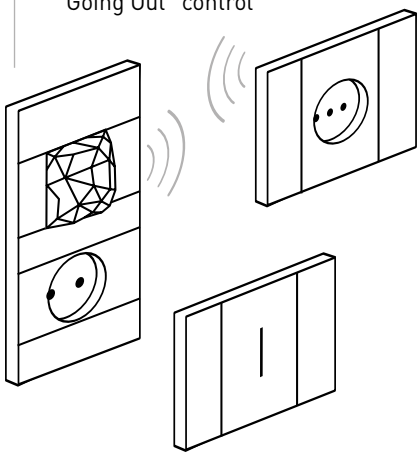

3.

DOWNLOAD THE HOME+CONTROL APP FROM THE STORES AND FOLLOW THE GUIDED PROCEDURE TO DEFINE THE OBJECTS TO MANAGE

App Home + Control

Download on the App Store | GET IT ON Google Play

+

THE SYSTEM MAY BE EXPANDED WITH WIRELESS CONTROLS ASSOCIATED TO THE DEVICES BEING CONTROLLED

A. Press the In&Out master scenario control supplied with the gateway for 5 seconds

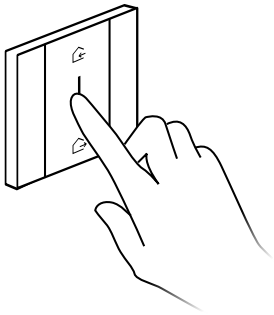

B. Place the devices to be associated in contact

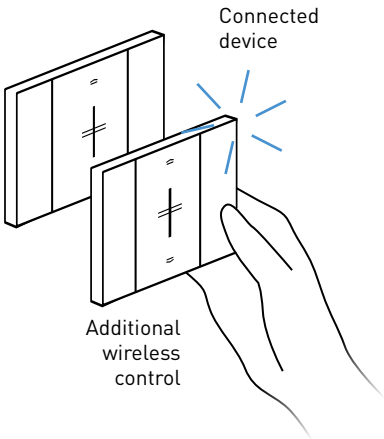

C. Install the wireless control anywhere you want, based on the needs of your customer

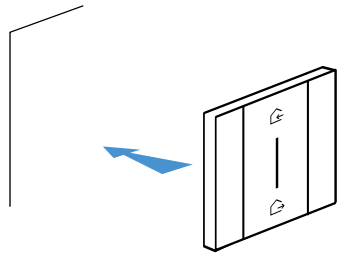

The new connected thermostat

Smarther

WITH
Netatmo

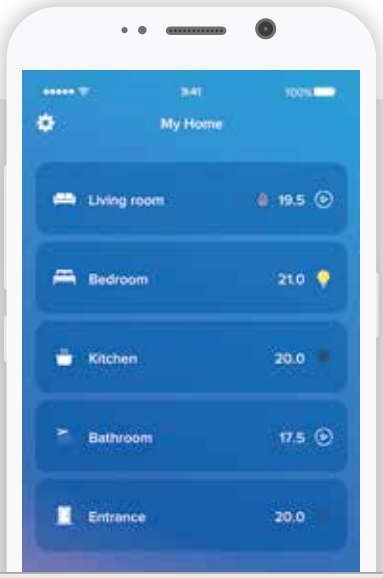

WITH THE APP IT'S ALL EASIER

- Remotely manage the thermostat simply and intuitively
- Create and modify the weekly programs
- Manage the thermostat from several smartphones and different users
- Control several thermostats in the same home or different homes
- Manage the thermostat updates
- Combine the voice command with your favorite voice assistant (Amazon Alexa, Apple Home Kit or Google Home)

Works with Apple HomeKit | works with Hey Google | WORKS WITH alexa

What can you do with the BTicino connected thermostat?

SETTING THE PROGRAMS

Using the Home + Control App, it is possible to set preset programs based on your habits

AWAY

If you need to be away from home for a few days you can, via the APP, act remotely to adjust the thermostat (e.g. in antifrost mode) independent of the automatic programming.

BOOST

The Boost function can be used to activate the heating or cooling system for a limited time (30, 60 or 90 minutes), irrespective of the set program and the ambient temperature.

MONITORING OF CONSUMPTIONS

Using the Home + Control App, it is possible to easily manage and monitor consumptions.

MAXIMUM COMFORT IN EVERY ZONE

Using the same App, it is possible to manage several thermostats in the same home or in different homes, as well as set the desired temperature in every room for maximum comfort, thanks to the compatibility with Netatmo smart radiator valves.

Netatmo

The connected thermostat is simple and intuitive

Display the temperature and set it as desired

Display the set room temperature and humidity

Activate the Boost function

LOCAL DEVICE CONTROL

VOICE CONTROL

GEOLOCATION

INSTALL A MyHOME_Up SYSTEM USING THE LIVING NOW RANGE

Voice control

alexa built-in

Light and Full digital controls

BUS

LIVING now

The range of home automation devices is completed by two innovative Living Now digital controls offering innovative control of your system:

- voice control with built-in Amazon Alexa voice assistant
- Light and Full digital controls.

App MyHOME_Up

Display thermostat

Touch Screen HOMETOUCH (compatible with Netatmo cameras)

Compatible with Netatmo



MyHOMEServer1

- NUVO audio system
- Third-party products and devices
- Indoor and outdoor Netatmo cameras

EVERYTHING UNDER CONTROL

Thanks to MyHOME_Up, end users can manage their homes in full freedom: using Living Now manual controls, Touch Screen devices and Smartphones with the MyHOME_Up App.

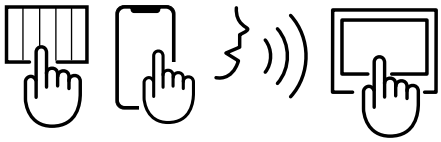

MyHOME_Up system can be managed by voice through the Voice Control Alexa built-in and also with the Amazon and Google vocal assistants

WORKS WITH alexa

works with Hey Google

THE VOICE OF HOME AUTOMATION

VOICE CONTROL:
INNOVATIVE DEVICE WITH INTEGRATED AMAZON ALEXA VOICE ASSISTANT

Set each room of your home as you like with a voice control that controls the MyHOME_Up system like never before.

YOU ASK, ALEXA ANSWERS.
Use your voice to activate the home automation functions of your home: lights, shutters, scenarios, favourite music, or ask for any other information.

Note: with the "Welcome me home" scenario, it is possible to activate lights and shutters and disable the burglar alarm.

Note: with the "Relax" scenario, it is possible to activate lights and shutters, set a comfort temperature and listen to the preferred music through the NUVO multi-room system.

A NEW WAY TO TOUCH HOME AUTOMATION

LIGHT CONTROLS AND FULL CONTROLS: A MULTISENSORIAL EXPERIENCE

- New touch controls without cover plate
- Customised icons and leds using the app MyHOME_Up
- Light and Full controls expandable to new functions

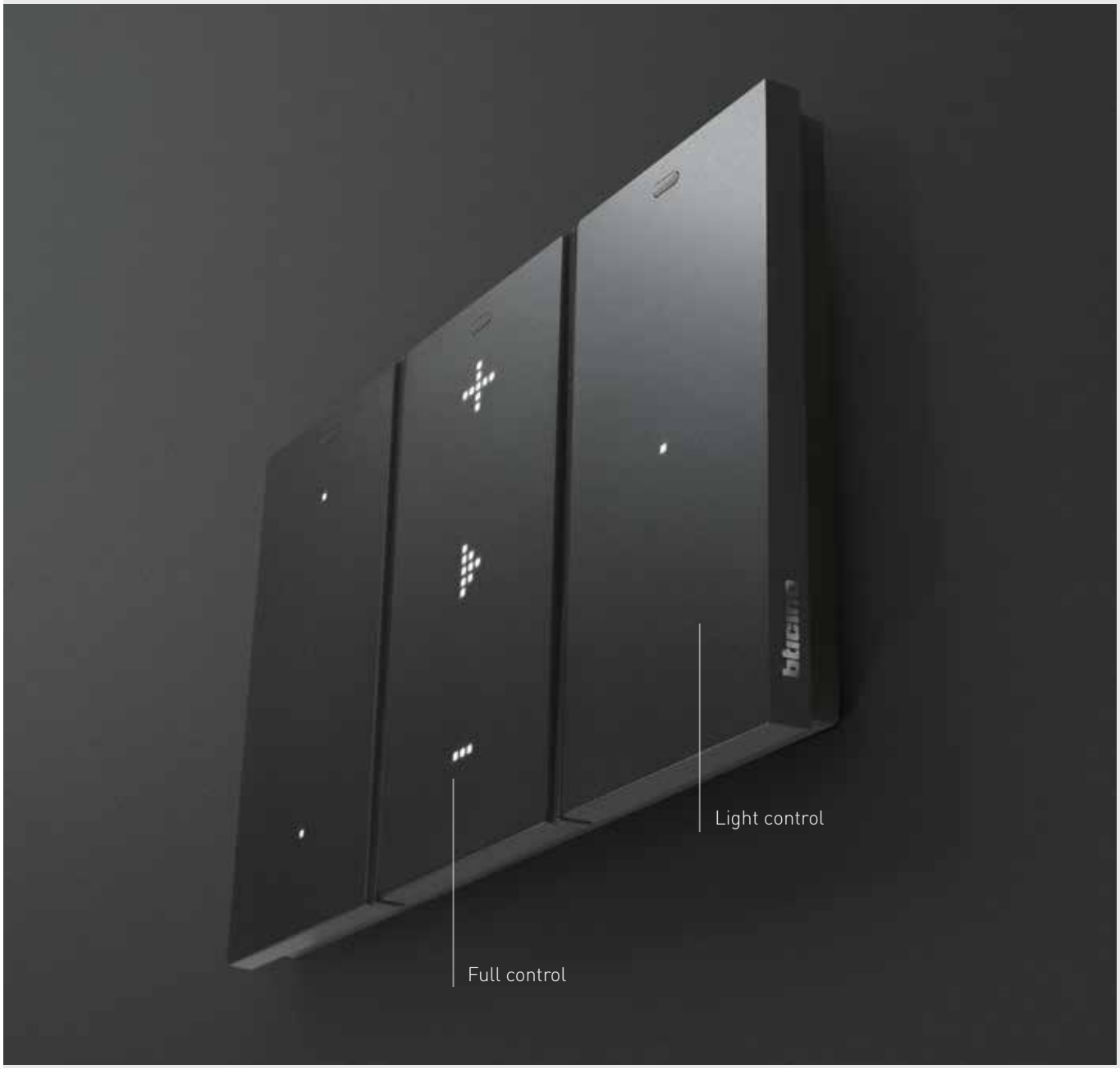

App Digital Controls

CREATE CUSTOMISABLE FUNCTIONS

The function associated to the control device and the corresponding icon can be changed at any moment, also by the end user, using the app Digital Controls.

FUNCTION
MODIFICATION



From dimmer control

To shutter control

LIGHT CONTROL
To manage the lighting
(1 or 2 lights, group and general)

CHOOSE BETWEEN FULL AND LIGHT CONTROLS

Digital controls for every need.
Two versions, endless customisation to be adapted to life style.

FULL CONTROL
From 1 to 3 light, dimmer, rolling shutter, nuvo audio, load control and scenario.

App MyHOME_Up

EXTEND THE FUNCTIONS

Expand the system by adding new functions associated to the control device, using simply an app.

FUNCTION EXTENSION



From the control of one light

To the cotrol of two lights

MOVE THE POSITION

With a simple operation, it is possible to change the position of a control device, maintaining its function. Without wiring.

FROM TH ELIVING ROOM

TO THE BEDROOM

INSTALLATION OF DIGITAL CONTROLS



FUNCTIONAL ELEMENTS

INSTALLATION

With reference to the illustration, digital devices are installed in their respective flush mounted box and support, using an appropriate "frame" with 27 Vd.c.control device power supply contacts.
The Module for connection to the system BUS and any flush mounted actuators are installed on the support.

Electrified frame
item KG8102P1

Aesthetic
finishing

Digital
controls

AESTHETIC ELEMENTS

INSTALLATION OF VOICE CONTROL

This operation is completed in a similar way as the installation of digital controls, but it requires the removal of the two vertical finishing elements from the electrified frame.

Electrified frame

Voice control

ALWAYS PERFECT INSTALLATION



502E box



Support



Traditional or
smart mechanisms

FUNCTIONAL ELEMENTS

STANDARD INSTALLATION

Both in case of **traditional** and **connected devices**, installation is always standard, with the following characteristics:

- traditional wiring;
- flush mounted or plasterboard boxes, typically 2 to 6 modules;;
- no configuration required.

YOUR WORK DOES NOT CHANGE, BUT IS MADE EASIER

The rules and procedures for the installation of the electric system don't change. Moreover, with the installation of the aesthetic components at the end of the works, you will hand to your customer a perfect and perfectly looking system.

Cover plates for the attachment of the covers

Covers that attach to the cover plate

AESTHETIC ELEMENTS

SITE ACTIVITY SEQUENCE

- Install the system, fully working, but without aesthetic elements (cover plates and covers)
- Protect the light point using the protective shell (supplied with the support))
- After completing all the works (including the painting of the walls), install the cover plates and the covers

MORE ADVANTAGES

- When repainting the walls in the future, the customer will be able to easily remove the light point aesthetic components, cover plates and covers, and just as easily replace them on completion of the works
- After a few years the customer decides to change light points?
  It is possible to simply change the covers, without touching the mechanisms

SOLUTIONS FOR AN ALWAYS PERFECT INSTALLATION

FULL TOUCH CONTROL: ERGONOMICS

All the surface is functional. It can be precisely activated from the top, bottom or centre, ensuring exceptional ergonomics.



FULL TOUCH CONTROL: ELECTRO MECHANICS

1) tested with over 80,000 activations with the load connected; double than the standard requirements.
This equals over 40 years of "normal" use.
2) 10AX 250 V or 15AX 127 V, tested up to 700 A peak; also perfect for the new LED light bulbs, which generate significant peak current when switched on.

SELF CENTERING SYSTEM

This patented cover self-centering system ensures that the control covers are always aligned with the other components of the light point, even after extended use.



FLOATING FRAME

It's the flexible floating frame at the back of the cover plate that makes sure that the light point perfectly adheres to any wall.

The floating frame gives the possibility of:
1) hiding wall defects;
2) hiding any irregularity in flush mounted boxes their positioning;
3) hiding the external collars of plasterboard boxes.

STRONGER SUPPORT

Up to 4 times stronger than the current version, thanks to the new geometry and high performance materials.

BETTER PROTECTION

The support has a protective shell, which can be used to protect supports and mechanisms from possible damage during decorating activities, for example when painting the walls.

Traditional electrical system

main controls

K4001 | K4001M2A | K4004 | K4001 + KW01 | KG01 | K4003 + KW01M2 | KG01M2 | KM01X | KW01A | KG01M2D | KM01M2F

Devices to be completed with appropriate cover as indicated below

Item	Switch, two-way switch, pushbutton, intermediate switch 10 AX - 250 V∿
○ K4001	1P 10 AX, 250 V∿, 1-way switch, screw and plates terminals, lightable - 1 module
○ K4001A	1P 10 AX, 250 V∿, 1-way switch, automatic terminals, lightable - 1 module
○ K4001M2A	1P 10 AX, 250 V∿, 1-way switch, automatic terminals, lightable - 2 modules
○ K4003	1P 10 AX, 250 V∿ 2-way switch, screw and plates terminals, lightable - 1 module
○ K4003A	1P 10 AX, 250 V∿ 2-ways switch, automatic terminals, lightable - 1 module
○ K4003M2A	1P 10 AX, 250 V∿, 2-ways switch, automatic terminals, lightable - 2 modules
○ K4004	* 1P 10 AX, 250 V∿ 4-way switch, screw and plates terminals - 1 module
○ K4004L	* 1P 10 AX, 250 V∿ LIT 4-ways switch, screw and plates terminals, with white LED for backlighting (the LED is not interchangeable) - 1 module
○ K4004LB	* 1P 10 AX, 250 V∿ LIT 4-ways switch, screw and plates terminals, with blue LED for backlighting (the LED is not interchangeable) - 1 module
○ K4004V127L	* 1P 10 AX, 127 V∿ LIT 4-way switch, screw and plates terminals, with white LED for backlighting (the LED is not interchangeable) - 1 module
○ K4004V127LB	* 1P 10 AX, 127 V∿ LIT 4-way switch, screw and plates terminals, with blue LED for backlighting (the LED is not interchangeable) - 1 module

	Pushbutton 10 A - 250 V∿
○ K4005	1P (NO) 10 A, 250 V∿ pushbutton, screw and plates terminal, lightable - 1 module
○ K4005A	1P (NO) 10 A, 250 V∿ pushbutton, automatic terminals, lightable - 1 module
○ K4005M2A	1P (NO) 10 A, 250 V∿ pushbutton, automatic terminals, lightable - 2 modules

Item	Cover
	1 module
□ KW01 ■ KG01 □ KM01	Lightable cover for item K4001, K4003, K4004, K4004L, K4004LB, K4004V127L, K4004V127LB, K4005, K4034, K4001A, K4003A, K4005A
	2 modules
□ KW01M2 ■ KG01M2 □ KM01M2	Lightable cover for item K4001, K4003, K4004, K4004L, K4004LB, K4004V127L, K4004V127LB, K4005, K4034, K4001A, K4003A, K4005A, K4001M2A, K4003M2A, K4005M2A

	Covers with symbols for controls
	1 module - high brightness
□ KW01X ■ KG01X □ KM01X	Lightable cover for item K4001, K4003, K4004, K4004L, K4004LB, K4004V127L, K4004V127LB, K4005, K4034, K4001A, K4003A, K4005A
	2 modules - high brightness
□ KW01M2X ■ KG01M2X □ KM01M2X	Lightable cover for item K4001, K4003, K4004, K4004L, K4004LB, K4004V127L, K4004V127LB, K4005, K4034, K4001A, K4003A, K4005A, K4001M2A, K4003M2A, K4005M2A
	1 module - light symbol
□ KW01A ■ KG01A □ KM01A	Lightable cover for item K4001, K4003, K4004, K4004L, K4004LB, K4004V127L, K4004V127LB, K4005, K4034, K4001A, K4003A, K4005A
	2 modules - light symbol
□ KW01M2A ■ KG01M2A □ KM01M2A	Lightable cover for item K4001, K4003, K4004, K4004L, K4004LB, K4004V127L, K4004V127LB, K4005, K4034, K4001A, K4003A, K4005A, K4001M2A, K4003M2A, K4005M2A
	1 module - bell symbol
□ KW01D ■ KG01D □ KM01D	Lightable cover for item K4001, K4003, K4004, K4004L, K4004LB, K4004V127L, K4004V127LB, K4005, K4034, K4001A, K4003A, K4005A
	2 modules - bell symbol
□ KW01M2D ■ KG01M2D □ KM01M2D	Lightable cover for item K4001, K4003, K4004, K4004L, K4004LB, K4004V127L, K4004V127LB, K4001A, K4003A, K4005A, K4001M2A, K4003M2A, K4005M2A.
	1 module - key symbol
□ KW01F ■ KG01F □ KM01F	Lightable cover for item K4001, K4003, K4004, K4004L, K4004LB, K4004V127L, K4004V127LB, K4005, K4034, K4001A, K4003A, K4005A
	2 modules - key symbol
□ KW01M2F ■ KG01M2F □ KM01M2F	Lightable cover for item K4001, K4003, K4004, K4004L, K4004LB, K4004V127L, K4004V127LB, K4005, K4034, K4001A, K4003A, K4005A, K4001M2A, K4003M2A, K4005M2A.

- **Notes**:
- for the LEDs to use see the "Backlighting LEDs" section later on in the catalogue.
- for solutions requiring 2-module covers for the main controls, it will be necessary to install two "half-module blanking modules" (item K4949) at the sides of the control, see example on page 105.

□ **White** colour cover ■ **Black** colour cover □ **Sand** colour cover ○ Neutral item (without cover)

Items in red colour: New products

Living Now with Netatmo smart electrical system

main controls

eliot

K4001C

K4003C

3584C

FC80RC

K4001C + KW01

KG01

KM01

K4003C + KW01M2

KM01M2

KG01M2

Devices to be completed with appropriate cover as indicated below

Item	Connected switches and light relay
○ K4001C	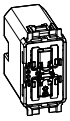 Connected 1-way switch. It controls the lights locally or remotely. It can be installed like a traditional two-way switch and is compatible with all loads with max. power 250 W. It has a blue LED, which can be configured using the Home + Control App for the localisation and load status functions. It can be associated to one or more wireless controls. Caution: neutral connection is necessary. Power supply 110-230 V∿ - 1 module
○ K4003C	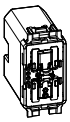 Connected 2-ways switch. It allows to control lights locally or remotely. The connected 2ways switch has the same installation and usability of a tradidional 2ways switch and it is compatible with all loads with max pover 250 W. It s equiped with a blue LED light used always on for localization modality or on, when the light is on for the load status modality. It can be associated with "wireless light switches". Caution: Must be connected to the neutral. Power supply 110-230 V∿ - 1 module
○ 3584C	Connected lighting micromodule. It allows to control lights locally or remotely. It is compatible with all loads with max pover 300 W. It can be connected to one or more traditional push-button or associated with "wireless light switches". It is installed as a traditional rele in the box (behind the button) or in derivation boxes. Caution: Must be connected to the neutral. Power supply 110-230 V∿
○ FC80RC	DIN switchboard light device for loads with absorption In= 16 A. Equipped with a meter measuring the current absorbed by the load and contacts for control with up to 10 pushbuttons. 1 DIN module. Power supply 110-230 V∿

Item	Cover
	1 module
☐ KW01 ■ KG01 ☐ KM01	Lightable covers for items K4001C and K4003C
	2 modules
☐ KW01M2 ■ KG01M2 ☐ KM01M2	Lightable covers for items K4001C and K4003C

Note: for the use of the connected devices, the gateway, item **K4500C**, **K4510C** or **FC80GT** must be installed as part of the system.

If the gateway is connected to the internet through the Wi-Fi network, it will be possible to manage the system from the home using the specific **HOME + CONTROL** App

HOME + CONTROL

Three-point lighting control with connected two-way switch, item K4003C, installed instead of a traditional two-way switch

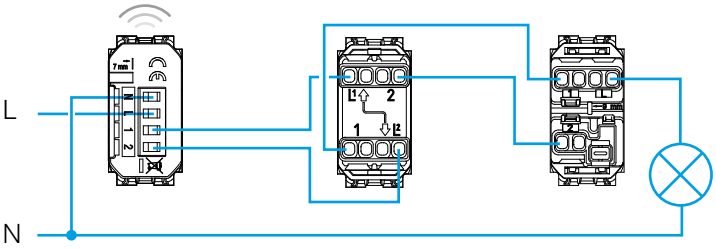

Connected two-way switch item **K4003C**

Intermediate switch item **K4004**

Two-way switch item **K4003**

Three-point lighting control with pushbuttons and connected lighting micromodule, item 3584C, installed instead of a traditional relay

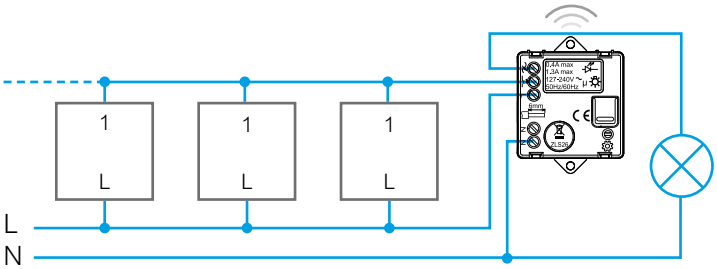

Pushbutton item **K4005**

Pushbutton item **K4005**

Pushbutton item **K4005**

Relay item **3584C**

☐ **White** colour cover ■ **Black** colour cover ☐ **Sand** colour cover ○ Neutral item (without cover)

Items in red colour: New products

Traditional electrical system

control for shutters

K4027

K4036
K4037

KM05

KW06

KG06

KM06

KW05L

KW05M2

KG06M2

KG06M2V

Devices to be completed with appropriate cover as indicated below

Item	Switch
○ K4027	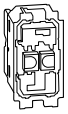 1P 10 AX, 250 V∿ changeover switch, double-key 1-0-2, not lightable - 1 module
○ K4036	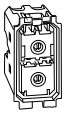 10 A 250 V∿ double pushbutton 1 P (NO) + 1 P (NO) not interlocked, not lightable - 1 module
○ K4037	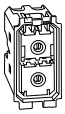 10 A 250 V∿ double pushbutton 1 P (NO) + 1 P (NO) interlocked for shutters, not lightable - 1 module

Item	Cover
	1 module
☐ KW06 ■ KG06 ☐ KM06	Cover for item K4027
☐ KW06V ■ KG06V ☐ KM06V	Cover for item K4027 vertical installation
☐ KW05L ■ KG05L ☐ KM05L	Cover for item K4036
☐ KW05 ■ KG05 ☐ KM05	Cover for item K4037
☐ KW05V ■ KG05V ☐ KM05V	Cover for item K4037 vertical installation
	2 modules
☐ KW06M2 ■ KG06M2 ☐ KM06M2	Cover for item K4027
☐ KW05M2 ■ KG05M2 ☐ KM05M2	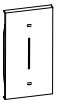 Cover for item K4037
☐ KW06M2V ■ KG06M2V ☐ KM06M2V	Cover for item K4027 vertical installation
☐ KW05M2V ■ KG05M2V ☐ KM05M2V	Cover for item K4037 vertical installation

☐ **White** colour cover ■ **Black** colour cover ☐ **Sand** colour cover ○ Neutral item (without cover)

Items in red colour: New products

Living Now with Netatmo smart electrical system

control for shutters

eliot

K4027C

K4027CM2

4027C

KW32

KG32

KM32

KW32M2

KG32M2

KM32M2

Devices to be completed with appropriate cover as indicated below

Item	Connected devices for shutters
○ K4027C	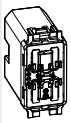 Connected rolling shutter switch - It allows the control of a shutter locally or remotely. Compatible with all standard rolling shutter motors (with a mechanical or electromechanical stop and max power 500 VA) controlled by a wired shutter switch (switching of the same motor power supply). Not compatible with motors for radio-controlled or pulse-controlled roller shutters. It can be associated with one or more wireless commands. Caution: Must be connected to the neutral. Power supply 110-230 V∿ - 1 module
○ K4027CIL	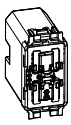 As above - interlocked modality
○ K4027CM2	As K4027C - 2 modules
○ 4027C	Connected micromodule for shutters. Associated to one or more shutter wireless controls, it controls a shutter locally or remotely. Compatible with all standard shutter motors (with mechanical or electronic limit switch and maximum power 500 VA), controlled by a wired shutter changeover switch (changeover with the same power supply as the motor). Not compatible with radio controlled or pulse controlled shutter motors. It can be installed in the existing shutter box with no need of masonry works. Power supply 110-230 V∿

Item	Cover
	1 module
☐ KW32 ■ KG32 ☐ KM32	Cover for item K4027C
	2 modules
☐ KW32M2 ■ KG32M2 ☐ KM32M2	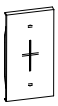 Cover for items K4027C and K4027CM2

Note: for the use of the connected devices, the gateway, item **K4500C**, **K4510C** or **FC80GT** must be installed as part of the system.

If the gateway is connected to the internet through the Wi-Fi network, it will be possible to manage the system from the home using the specific **HOME + CONTROL** App

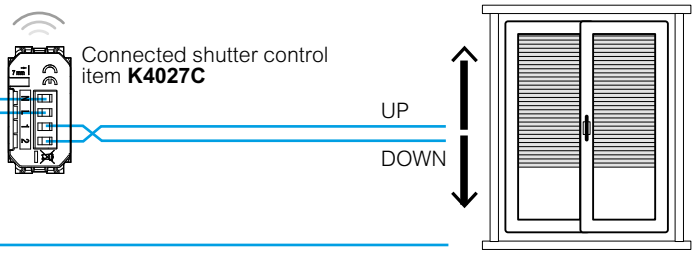

For correct operation, connect also the neutral conductor to the connected devices.

HOME + CONTROL

☐ **White** colour cover ■ **Black** colour cover ☐ **Sand** colour cover ○ Neutral item (without cover)

Items in red colour: New products

Traditional electrical system
dimmer

K4411

K4410

KW19

KG19

KM19

Devices to be completed with appropriate cover as indicated below

Item	Dimmer
○ K4411	**Universal dimmer** Universal pushbutton dimmer - resistive/ inductive/ capacitive/fluorescent/compact/ dimmer LED. 100 to 240 V∿ 50 ÷ 60 Hz - connection without neutral - 2 modules
○ K4410	**Dimmer for ballast lamp** Pushbutton dimmer for ballast lamp with 0-10V output. 100 to 240 V∿ 50 to 60 Hz - 2 modules

Item	Cover
□ KW19 ■ KG19 □ KM19	**1 module** Cover for item K4411, K4410

DIMMER K4410 - LOADS MANAGED TABLE

+35°C 0°C 2 x 2,5mm² 100-240 V∿ 50/60 Hz		1 -10 V		
240 V	Max	600 VA	600 VA	600 VA
	Min.	20 VA	20 VA	20 VA
100 V	Max	300 VA	300 VA	300 VA
	Min.	20 VA	20 VA	20 VA

DIMMER K4411 - LOADS MANAGED TABLE

+35°C 0°C 100- 240 V∿ 50/60 Hz	2 x 2.5 mm²	R		L		C/L		Dimmable	Dimmable LED
240 V	Max.	400 W	400 W	400 VA	200 VA	400 VA	200 VA	75 W or max. 10 lamps	75 W or max. 10 lamps
	Min.	3 W	3 W	3 VA	3 VA	3 VA	3 VA	3 W	3 W
100 V	Max.	200 W	200 W	200 VA	100 VA	200 VA	100 VA	37 W or max. 10 lamps	37 W or max. 10 lamps
	Min.	3 W	3 W	3 VA	3 VA	3 VA	3 VA	3 W	3 W

□ **White** colour cover ■ **Black** colour cover □ **Sand** colour cover ○ Neutral item (without cover)

Items in red colour: New products

Living Now with Netatmo smart electrical system

dimmer

eliot

K4411C

K4411CM2

KW01

KG01

KM01

KW01M2

KG01M2

KG33M2

KM33M2

Devices to be completed with appropriate cover as indicated below

Item	Connected Dimmer/Switch
	Universal dimmer
○ K4411C	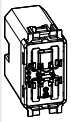 Dimmer/switch. It allows to control lights locally or remotely, with the dimmer functionality that can be activated from APP Home+Control. It has the same installation and usability of a tradidional switch and it is compatible with all loads (LED, halogen) with max power 150 W at 230 V (or 75 W at 110 V). It s equiped with a blue LED light used for localization modality or load status modality, configurable by APP. It can be connected to one or more traditional push-button or associated with "wireless light switches". Caution: Must be connected to the neutral. Power supply 110-230 V∿ - 1 module
○ K4411CM2	Dimmer/switch without neutral. It allows to control lights locally or remotely, with the dimmer functionality that can be activated from APP Home+Control. It has the same installation and usability of a tradidional switch and it is compatible with all loads (LED, halogen) with power 5-300 W at 230 V. It s equiped with a blue LED light used for localization modality or load status modality, configurable by APP. It can be connected associated with "wireless light switches". It doesn't require connection to the neutral, it comes with an active compensator. Power supply 110-230 V∿ - 2 modules

Item	Cover
	1 module
☐ KW01 ■ KG01 ☐ KM01	Cover for item K4411C
	2 modules
☐ KW01M2 ■ KG01M2 ☐ KM01M2	Cover for item K4411C
☐ KW33M2 ■ KG33M2 ☐ KM33M2	Cover for item K4411CM2

Note: for the use of the connected devices, the gateway, item **K4500C**, **K4510C** or **FC80GT** must be installed as part of the system.

If the gateway is connected to the internet through the Wi-Fi network, it will be possible to manage the system from the home using the specific **HOME + CONTROL** App

HOME + CONTROL

Dimmer/switch item K4027C with remote pushbuttons

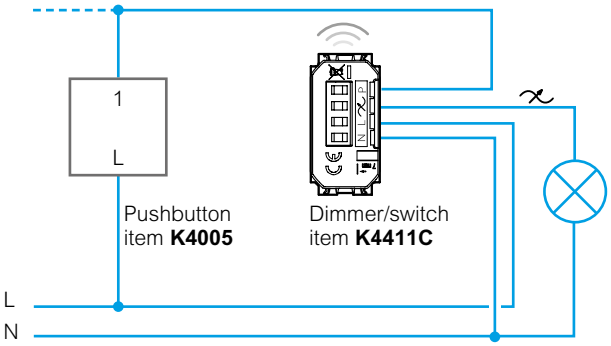

☐ **White** colour cover ■ **Black** colour cover ☐ **Sand** colour cover ○ Neutral item (without cover)

Items in red colour: New products

Traditional electrical system

two-pole switches

KW4002

KG4002

KM4002

KW02

KG02


KM02

Devices to be completed with appropriate cover as indicated below

Item	Switches
☐ KW4002 ■ KG4002 ☐ KM4002	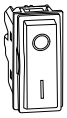 2P 16 AX, 250 V∿, lightable switch - 1 module

	Cover
	1 module
☐ KW02 ■ KG02 ☐ KM02	Cover for item KW4002 Cover for item KG4002 Cover for item KM4002

☐ **White** colour cover ■ **Black** colour cover ☐ **Sand** colour cover ○ Neutral item (without cover)

Items in red colour: New products

Traditional electrical system

other pushbuttons

K4034

KW4033

KG4033

K4040
K4040V12

KW01

KG01

KM01

KW02

KG02


KM02

Devices to be completed with appropriate cover as indicated below

Item	Pushbutton
○ K4034	10 A 250 V∿ opening pushbutton 1 P (NO) and 1 P (NC), lightable - 1 module
	Pull cord pushbutton
☐ KW4033 ■ KG4033 ☐ KM4033	10 A 250 V∿ pull-cord pushbutton 1 P (NO) and 1 P (NC) - 1 module
	Plate pushbutton
○ K4040	3 A 250 V∿ door pushbutton - backlit with LED technology (already installed), cover supplied in package with the pushbutton - 2 modules
○ K4040V12	Door pushbutton as above - 12 V∿

Item	Cover for pushbutton
	1 module
☐ KW01 ■ KG01 ☐ KM01	Cover lightable for item K4034
	Cover for pull cord pushbutton
	1 module
☐ KW02 ■ KG02 ☐ KM02	Cover for item KW4033 Cover for item KG4033 Cover for item KM4033

☐ **White** colour cover ■ **Black** colour cover ☐ **Sand** colour cover ○ Neutral item (without cover)

Items in red colour: New products

Traditional electrical system

IR switches

K4431

K4432

K4430

KW16

KG16

KM16

KG17

KM17SL

Devices to be completed with appropriate cover as indicated below

Item	IR switches
○ K4431	Switch with passive infrared ray movement sensor, suitable for all types of load including LED lamps - 3 wires – variable-threshold twilight circuit with possibility of exclusion – timing circuit to delay switching off adjustable from 30 seconds to 10 minutes - 230 V∿ power supply - 1 module **Note:** for further information, see the technical section at the end of the Catalogue
○ K4432	Switch with passive infrared ray movement sensor, suitable for all types of load including LED lamps - 3 wires – variable-threshold twilight circuit with possibility of exclusion – timing circuit to delay switching off adjustable from 10 seconds to 10 minutes - 230 V∿ power supply - 2 modules **Note:** for further information, see the technical section at the end of the Catalogue
○ K4430	switch with passive infrared ray movement sensor, suitable for all types of load including LED lamps - 2 wires – variable-threshold twilight circuit with possibility of exclusion – timing circuit to delay switching off adjustable from 10 seconds to 10 minutes - it has a selector switch for operating type ON - AUTO - OFF. It is possible to choose between two types of configuration: 1) visible selector switch (install the selector switch supplied and use the cover item. ...17SL) 2) hidden selector switch (do not install the selector switch supplied and use the cover item ...17) - power supply 230 V∿ - 2 modules **Note:** for further information, see the technical section at the end of the Catalogue.

Item	Cover
	1 module
□ KW16 ■ KG16 □ KM16	Cover for item K4431
	2 modules
□ KW17 ■ KG17 □ KM17	Cover for item K4432, K4430
□ KW17SL ■ KG17SL □ KM17SL	Cover for item K4430

- **Note:** use item K4430 with ..17 or ..17SL covers
- cover .. 17SL: cover providing direct access to the selector. The device operating mode can be changed at any time as the selector is always exposed.
- cover .. 17: cover not providing access to the selector. To change the operating mode using the selector on the product, it will be necessary to remove the cover

□ **White** colour cover ■ **Black** colour cover □ **Sand** colour cover ○ Neutral item (without cover)

Items in red colour: New products

Living Now with Netatmo smart electrical system

IR switch

3585C

Item	Motion sensor wireless
○ 3585C	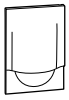 It controls one or more devices connected for light control. Infrared detection with angle of 140°. Distance of the adjustable sensor from 2 to 8 m. Switch off delay with 1 to 30 min adjustable delay time and 1 to 1000 lux brightness threshold. Test possible with a 5 sec. delay Recommended assembly height: 2.5 m. Optimum distance between 2 detectors: 6 m. For indoor and outdoor use (IP44). Supplied with 2 1.5V AA batteries for power supply.

Note: for the use of the connected devices, the gateway, item **K4500C**, **K4510C** or **FC80GT** must be installed as part of the system.

If the gateway is connected to the internet through the Wi-Fi network, it will be possible to manage the system from the home using the specific **HOME + CONTROL** App

HOME + CONTROL

Traditional electrical system
thermostats

KW4441

KG4441

KM4441

Item	Electronic thermostats
☐ KW4441 ■ KG4441 ☐ KM4441	Electronic room thermostat - relay output with 1 contact in switching free of 5(2)A potential. - power supply 230 V∿ - 2 modules

☐ **White** colour cover ■ **Black** colour cover ☐ **Sand** colour cover ○ Neutral item (without cover)

Items in red colour: New products

Living Now with Netatmo smart electrical system

thermostats

eliot

XW8002

XG8002

XM8002

XW8002W

The Smarther with Netatmo connected thermostat, together with the dedicated HOME+CONTROL APP, is a device which allows you to adjust and monitor the temperature in the rooms precisely and accurately; all the programming and most of the functions are performed simply and intuitively using the APP. Thanks to its Wi-Fi connection, Smarther with Netatmo can be programmed and controlled remotely; it can also display the temperature and humidity measured in the room. The temperature level can be set locally for manual operation and the Boost mode can be activated. The Boost forces the switching on of the system for a limited time (30, 60 or 90 minutes) independent of the measured and programmed temperature.
It's also possible to set a different temperature in each room of the house for the maximum comfort, thanks to its compatibility with Netatmo smart radiator valves.
Smarther with Netatmo can also be controlled with Google, Amazon Alexa and Apple Home Kit voice assistants.
Features:
- 110 ÷ 230 V∿, 50/60 Hz power supply;
- 2 W max absorption;
- maximum cable section 1 x 1.5mm^2;
- temperature measurement 5 ÷ 40°C;
- temperature set-point 5 ÷ 40°C,
- increase of 0.5°C;
- 1-contact output in switching free of potential 5(2)A.

Types of installation:
- flush mounted, on boxes item 503E or 500 (for item 500 use the wall dowels)
- plasterboard, on boxes 2 module and 3 module

It is available in three colours: white (XW8002), sand (XM8002) and black (XG8002).

Item	Connected thermostats
☐ XW8002 ■ XG8002 ☐ XM8002	White Black Sand
XW8002W	Features: as XW8002. Installation on the wall, using screws and dowels suitable for the installation surface (brickwork, plasterboard, tiles etc.). It is only available in white.

App HOME + CONTROL for management of connected devices

Download on App Store | GET IT ON Google Play | works with Hey Google | Works with Apple HomeKit | WORKS WITH alexa

☐ **White** colour cover ■ **Black** colour cover ☐ **Sand** colour cover ○ Neutral item (without cover)

Items in red colour: New products

Traditional electrical system

italian standard sockets

KW4113 KG4113 KM4113 KR4113 KW4180 KG4180 KM4180 KR4180 KW02 KG02 KM02 KR02

Devices to be completed with appropriate cover as indicated below

Item	Italian standard sockets
	2 P+E 10 A , 250 V∿ socket - centre distance 19 mm - shielded tulip contacts ø 4 mm - 1 module
□ KW4113 ■ KG4113 □ KM4113 ■ KR4113	White Black Sand Red
	Socket 2 P+E 16 A 250 Va.c. - centre distance 19 mm and 26 mm - shielded tulip contacts - for 2 P and 2 P+E 10 and 16 A plugs - 1 module
□ KW4180 ■ KG4180 □ KM4180 ■ KR4180	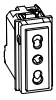 White Black Sand Red

	Cover
	1 module
□ KW02 ■ KG02 □ KM02 ■ KR02	Cover for item KW4113, KW4180 Cover for item KG4113, KG4180 Cover for item KM4113, KM4180 Cover for item KR4113, KR4180

□ **White** colour cover ■ **Black** colour cover □ **Sand** colour cover ○ Neutral item (without cover)

Items in red colour: New products

Living Now with Netatmo smart electrical system

connected devices for energy management

eliot

K4531C 4141PC FC80CC F20T60A KG4141AC KW4142AC KG31 KW34M2 KG35M2

Devices to be completed with appropriate cover as indicated below

Item	Connected devices for energy management
○ K4531C	Connected socket module - wiring to a power outlet, allows to remotely control appliances and check the consumption (instantaneous, daily, monthly). It is also possible to receive notifications in case of anomalous consumption. The connected socket module is compatible with any device electric and large appliances up to 16 A 3680 W max. (protected against overloads). It is equiped with a LED light lit in blue when it is on. This option can be enabled or disabled in the "Home+Control" app. It can be associated with "wireless light switches". Power supply 110-230 V∿ - 1 module
○ 4141PC	Mobile connected power outlet. Directly connected to an existing socket, it allows remote control of all the connected electrical appliances. It also monitors the instantaneous, daily and monthly consumption. Compatible with all the devices with power up to 16 A 3680 W (with overload protection). It can be associated to wireless light controls. Power supply 110-230 V∿
○ 4142PC	As above French/belgian standard socket
○ FC80CC	Connected contactor for single-phase and/or three-phase loads with maximum absorption In= 20 A. With meter for the measurement of the current absorbed by the load. Power supply 110-230 V∿ - 1 DIN module
○ F20T60A	Smart DIN meter. It allows to measure the electrical energy consumption of the entire single-phase system of the house (instantaneous, daily, monthly) and of the single electrical power lines. It allows the reception of notifications in case of reaching the maximum power foreseen by the contract to avoid annoying black-outs. A toroid is supplied to measure the input current. Power supply 100-240 V∿ - 1 DIN module. (Only for single-phase systems).
○ FC80GCS	Connected DIN load management module for the monitoring of the consumptions of the whole electric system, the powering or disconnection of the loads, and the setting of scenarios with priority or non-priority loads. When the maximum intended power is reached, the non-priority loads are temporarily disconnected to avoid black-outs. A toroid for the current reading is provided Power supply 110-230 V∿ - 1 DIN module

Item	Connected socket
☐ KW4141AC ■ KG4141AC ☐ KM4141AC	2P+E 16 A 250 Va.c. German standard connected socket. It allows remote control of electric devices and also to monitor their consumption (instantaneous, daily, monthly). It is also possible to receive notifications that can be configured. Compatible with all the electric devices with power up to 16 A 3680W (with overload protection). Integrated with a 2-module support, it can be installed instead of an existing socket in a 40 mm deep box. Screw fixing and connection using automatic clamps It has a blue LED that lights up when the socket is ON and that can be configured by means of the Home + Control APP. It can be associated to one or more wireless light controls. Power supply 110-230 V∿
☐ KW4142AC ■ KG4142AC ☐ KM4142AC	As above French/belgian standard socket

Cover

1 module

☐ KW31 ■ KG31 ☐ KM31	Cover for item K4531C

2 modules

☐ KW34M2 ■ KG34M2 ☐ KM34M2	Cover for item KW4141AC Cover for item KG4141AC Cover for item KM4141AC
☐ KW35M2 ■ KG35M2 ☐ KM35M2	Cover for item KW4142AC Cover for item KG4142AC Cover for item KM4142AC

☐ **White** colour cover ■ **Black** colour cover ☐ **Sand** colour cover ○ Neutral item (without cover)

Items in red colour: New products

KW4501C


KG4501C

KM4501C

KW4502C


KG4502C

KM4502C

KM51

KW34M2

KG35M2

Devices to be completed with appropriate cover as indicated below

Item	Gateway with socket
☐ KW4501C ■ KG4501C ☐ KM4501C	German standard socket. The gateway creates a connected installation in the home. It can be used to control lights, shutters, and electric appliances plugged into connected sockets: - using the smartphone and the Home + Control app - using the voice assistants - from the general control at the home entrance. It integrates a 2P+E 16 A 250 V∿ German standard connected socket for the remote control of electric devices and to monitor their consumption (instantaneous, daily, monthly). Compatible with all the electric devices with power up to 16 A 3680W (with overload protection). It can be installed instead of an existing socket in a 40 mm deep box. Screw fixing and connection using automatic clamps It has a blue LED that lights up when the socket is ON and that can be configured by means of the Home + Control APP. It can be associated to one or more wireless light controls. It is also supplied with wireless master IN&OUT scenario control, required for the association of all connected devices. Power supply 110-230 V∿
☐ KW4502C ■ KG4502C ☐ KM4502C	As above French/belgian standard socket

Item	Cover required for the gateway with socket
	2 modules
☐ KW51 ■ KG51 ☐ KM51	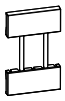 Cover required for all the gateways with sockets, in addition to the 2 modules cover for the socket part

	Cover for the socket
	2 modules
☐ KW34M2 ■ KG34M2 ☐ KM34M2	Cover for item KW4501C Cover for item KG4501C Cover for item KM4501C
☐ KW35M2 ■ KG35M2 ☐ KM35M2	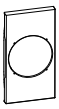 Cover for item KW4502C Cover for item KG4502C Cover for item KM4502C

EXAMPLE: FUNCTION, COVER PLATE & COVER COLOUR CHOICE

Traditional electrical system

italian/german and german standard sockets

KW4140A16

KG4140A16

KG4140A16F

KR4140A16F

KW03

KG03

KM03

KW03M3

KW4141

KG4141

KM4141

KV4141

KG04

KG04P

KW04P

KM04M3

Devices to be completed with appropriate cover as indicated below

Item	Italian/german standard sockets
☐ KW4140A16 ■ KG4140A16 ☐ KM4140A16 ■ KR4140A16	Socket 2 P+E 16 A 250 V∿ - 19 and 26 mm centre distance in 2-centre configuration - protected tulip contacts; side earth contact for German standard plugs; suitable for: Italian standard plugs 2P and 2 P+E 10/16 A, and 16A, German standard plugs 2P+E 16 A - 2 modules.
☐ KW4140A16F ■ KG4140A16F ☐ KM4140A16F ■ KR4140A16F	German and Italian standard flat socket. When the plug is inserted the socket surface slides inside the casing; it returns to its initial position when the plug is taken out. Socket 2 P+E 16 A 250 V∿ - 19 mm and 26 mm centre distance in 2-centre configuration - protected tulip contacts; side earth contact for German standard plugs; suitable for: Italian standard plugs 2P and 2 P+E 10/16 A, and 16A, German standard plugs 2P+E 16 A. - cannot be backlit - 2 modules

	German standard sockets
☐ KW4141 ■ KG4141 ☐ KM4141 ■ KR4141 ■ KV4141	German standard socket 2 P+E 16 A 250 V∿ socket with earth side contacts - shielded tulip contacts - with screw terminals
☐ KW4141A ■ KG4141A ☐ KM4141A	As above - automatic clamps

Item	Cover for italian/german standard sockets
	2 modules
☐ KW03 ■ KG03 ☐ KM03 ■ KR03	Cover suitable for italian/german standard sockets.
	3 modules
☐ KW03M3 ■ KG03M3 ☐ KM03M3	Cover suitable for italian/german standard sockets

	Cover for german standard sockets
	2 modules
☐ KW04 ■ KG04 ☐ KM04 ■ KR04 ■ KV04	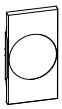 Cover suitable for german standard sockets
	2 modules with hatch
☐ KW04P ■ KG04P ☐ KM04P	Cover suitable for german standard sockets
	3 modules
☐ KW04M3 ■ KG04M3 ☐ KM04M3	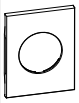 Cover suitable for german standard sockets

☐ **White** colour cover ■ **Black** colour cover ☐ **Sand** colour cover ○ Neutral item (without cover)

Items in red colour: New products

Traditional electrical system

European/american standard sockets

KW4125

KM4126

KG4129

KM51

KW4185

KM4188


KG52

Devices to be completed with appropriate cover as indicated below

Item	European/american standard sockets
☐ KW4125 ■ KG4125 ☐ KM4125	Euro american standard 2 P 16 A 127/250 V∿ socket - Ø 5 mm shielded tulip contacts - 2 modules
☐ KW4126 ■ KG4126 ☐ KM4126	Euro american standard 2 P+E 16 A 127/250 V∿ universal duplex socket - Ø 5 mm shielded tulip contacts - 2 modules
☐ KW4129 ■ KG4129 ☐ KM4129	American standard 2 P+E 15 A 127/250 V∿ socket - shielded tulip contacts - 2 modules
☐ KW4185 ■ KG4185 ☐ KM4185	Euro american standard 2 P+E 16 A 127/250 V∿ universal duplex socket - shielded tulip contacts - 3 modules
☐ KW4188 ■ KG4188 ☐ KM4188	American standard 2 P+E 15 A 127/250 V∿ universal duplex socket - shielded tulip contacts - 3 modules

Item	Cover for european/american standard sockets
	2 modules
☐ KW51 ■ KG51 ☐ KM51	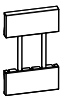 Cover suitable for all the items over described
	3 modules
☐ KW52 ■ KG52 ☐ KM52	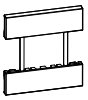 Cover suitable for all the items over described

☐ **White** colour cover ■ **Black** colour cover ☐ **Sand** colour cover ○ Neutral item (without cover)

Items in red colour: New products

Traditional electrical system

American standard sockets

Multistandard socket
Israeli standard sockets

KW4188GFG6

KW52

K4139

KM59

KW4183

KG04

Devices to be completed with appropriate cover as indicated below

Item	American standard sockets
☐ KW4188GFG6 ■ KG4188GFG6 ☐ KM4188GFG6	American standard 2 P+E 15 A 127 V∿ GFCI socket - support frame included - 3 modules
○ K4139	**Multistandard socket** Multistandard socket - 2 modules
☐ KW4183 ■ KG4183 ☐ KM4183	**Israeli standard sockets** 2 P+E 10/16 A 250 Va.c. socket - 2 modules

Item	Cover for american standard sockets
☐ KW52 ■ KG52 ☐ KM52	**3 modules** 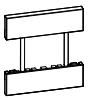 Cover suitable for all the items over described
☐ KW59 ■ KG59 ☐ KM59	**Cover for multistandard socket** **2 modules** Cover suitable for item K4139
☐ KW04 ■ KG04 ☐ KM04	**Cover for israeli standard sockets** **2 modules** Cover suitable for all the items KW4183, KG4183, KM4183
☐ KW04P ■ KG04P ☐ KM04P	**2 modules with hatch** Cover suitable for all the items KW4183, KG4183, KM4183
☐ KW04M3 ■ KG04M3 ☐ KM04M3	**3 modules** 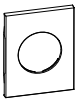 Cover suitable for all the items KW4183, KG4183, KM4183

☐ **White** colour cover ■ **Black** colour cover ☐ **Sand** colour cover ○ Neutral item (without cover)

Items in red colour: New products

Traditional electrical system

french/belgian standard sockets, 2 modules, Cover & Top FLAT socket version

K4142A



KW55F



KM55F



KG55M3F

Devices to be completed with appropriate cover as indicated below

Item	French-Belgium standard sockets
○ K4142A	French-Belgium standard socket 2 P+E 16 A 250 V∿ - automatic clamps - shielded tulip - 2 modules

Item	Cover for FLAT socket version
	2 modules
□ KW55F ■ KG55F □ KM55F ■ KR55F ■ KV55F	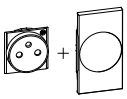 Cover for item K4142A (Red and green for special users)
	3 modules
□ KW55M3F ■ KG55M3F □ KM55M3F	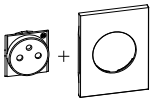 Cover for item K4142A

Note: if replacing only the 3-module cover, order the following codes: KG/KM/KW04M3

EXAMPLE: FUNCTION & COVER COLOUR CHOICE

□ **White** colour cover ■ **Black** colour cover □ **Sand** colour cover ○ Neutral item (without cover)

Items in red colour: New products

Traditional electrical system

french/belgian standard sockets, 2 modules, Cover & Top STANDARD socket version

K4142A



KW55



KG55P



KM55P

Devices to be completed with appropriate cover as indicated below

Item	French-Belgium standard sockets
○ K4142A	French-Belgium standard socket 2 P+E 16 A 250 V∿ - automatic clamps - shielded tulip - 2 modules

Item	Cover for STANDARD socket version
☐ KW55 ■ KG55 ☐ KM55 ■ KR55 ■ KV55	**2 modules** 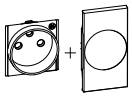 Cover for item K4142A (Red and green for special users)
☐ KW55P ■ KG55P ☐ KM55P	**2 modules with hatch** 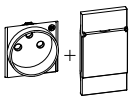 Cover for item K4142A

Note: if replacing only the cover with door, order the following codes: KG/KM/KW04P

EXAMPLE: FUNCTION & COVER COLOUR CHOICE

Traditional electrical system

USB and wireless chargers

K4285C1

K4285C2

K4286C1

K4286C2

K4287C2

K4288C2

KW4286CW2

KW10C

KM10C

KG12C

Devices to be completed with appropriate cover as indicated below

Item	USB charger
○ K4285C1	5 Vdc type A USB charger only for charging electronic devices up to 1,500 mA - 110-230 V 50-60 Hz DIRECT power supply - 1 module
○ K4285C2	5 Vdc type A USB charger for quick charge of one single electronic device up to 3,000 mA or simultaneous charging of two devices up to 1,500 mA - 110-230 V 50-60 Hz DIRECT power supply - 2 modules
○ K4286C1	5 Vdc type C USB charger only for charging electronic devices up to 1,500 mA - 110-230 V 50-60 Hz DIRECT power supply - 1 module
○ K4286C2	5 Vdc type C USB charger for quick charge of one single electronic device up to 3,000 mA or simultaneous charging of two devices up to 1,500 mA - 110-230 V 50-60 Hz DIRECT power supply - 2 modules
○ K4287C2	5 Vdc type A and C USB charger for quick charge of single electronic devices up to 3,000 mA or simultaneous charging of two devices up to 1,500 mA - 110-230 V 50-60 Hz DIRECT power supply - 2 modules
○ K4288C2	Type C USB charger for quick charge up to 30W. It allows the fast charge of portable devices (PC, tablets, smartphones) based on 3.0 Power Delivery technology and devices not based on 3.0 Power Delivery (tablets, smartphones). Energy efficiency level VI TUV. Standby consumption 0,6W. Output voltage 5 - 9 - 12 - 15 - 20 V - 2 modules.

	Induction charger
□ KW4286CW2 ■ KG4286CW2 □ KM4286CW2	It allows the quick and wireless charging of smartphones with induction receiver up to 1,000 mA (compliant with WPC QI standard). The antislip support surface is inclined by 10°. Antitheft lock function. Energy performance >85%. Equipped with a 3.000 mA type-A USB port for the powering of a second device - 12 W. Possibility of simultaneous recharging of two devices, up to 500 mA wirelessly, and up to 1,200 mA through the USB port. Dimension 136.5 x 70 x 56.5 mm. The cover of the selected colour is supplied in the same box as the charger.

Item	Cover for USB charger
	1 module
□ KW10C ■ KG10C □ KM10C	Cover for item K4285C1 and K4286C1
	2 modules
□ KW12C ■ KG12C □ KM12C	Cover for item K4285C2, K4286C2, K4287C2, K4288C2

□ **White** colour cover ■ **Black** colour cover □ **Sand** colour cover ○ Neutral item (without cover)

Items in red colour: New products

Traditional electrical system

USB charger with socket

KW4141USB

KG4141USB

KM4141USB

KW63

KG63

KM63

KW4142USB

KG4142USB

KM4142USB

KW62

KG62

KM62

Devices to be completed with appropriate cover as indicated below

Item	USB charger with socket outlet
☐ KW4141USB ■ KG4141USB ☐ KM4141USB	German standard electric socket with integrated USB charger. Socket 2 P+E 16 A 250 V∿ - protected tulip contacts - side earth contact. 5 Vdc type C USB charger for charging electronic devices up to 1,500 mA. Integrated with a 2-module support, it can be installed instead of an existing socket in a 40 mm deep box. Screw fixing and connection using automatic clamps.
☐ KW4142USB ■ KG4142USB ☐ KM4142USB	French/Belgian standard flat electric socket with integrated USB charger. Socket 2 P+E 16 A 250 V∿ - protected tulip contacts. When the plug is inserted the socket surface slides inside the casing; it returns to its initial position when the plug is taken out. 5 Vdc type C USB charger for charging electronic devices up to 1,500 mA. Integrated with a 2-module support, it can be installed instead of an existing socket in a 40 mm deep box. Screw fixing and connection using automatic clamps.

Item	Cover for USB charger
	2 modules
☐ KW63 ■ KG63 ☐ KM63	Cover for items KW4141USB, KG4141USB, KM4141USB
☐ KW62 ■ KG62 ☐ KM62	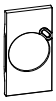 Cover for items KW4142USB, KG4142USB, KM4142USB

☐ **White** colour cover ■ **Black** colour cover ☐ **Sand** colour cover ○ Neutral item (without cover)

Items in red colour: New products

Traditional electrical system

TV sockets

K4202D

K4202F

K4214D

K4211M2C

K4210M2D

KW08

KG08

KM09

KW26M2

KW4212

Devices to be completed with appropriate cover as indicated below

Item	TV socket 1 module
○ K4202D	Direct coaxial socket for single-user aerial systems, including central remote powered systems and single-user central satellite systems with current and signal transfer for the selection of the channels - shielded connection clamps with captive screws - Diam. 9.5 mm - male connector - 1 module
○ K4202P14	Passthrough coaxial socket, -14 dB attenuation, for centralised aerial systems, including central remote powered systems and centralised satellite systems with current and signal transfer for the selection of the channels - shielded connection clamps with captive screws - Diam. 9.5 mm - male connector - 1 module
○ K4202P10	Terminal passthrough coaxial socket, 10dB attenuation, for centralised aerial systems, including central remote powered systems and centralised satellite systems with current and signal transfer for the selection of the channels; shielded connection clamps with captive screws - Diam. 9.5 mm - male connector - 75 Ω incorporated impedance final adapter - 1 module
○ K4202F	Type F TV coaxial connector - impedance 75 Ω - screw hook - 1 module
○ K4214D	Direct demixed coaxial socket for single-user aerial systems, also remote powered and shunting centralised and for single-user / shunting centralised satellite systems with current and signal transfer for the selection of the channels; Ø 9.5 mm male TV connector - type F SAT connector - 1 module

Item	Cover for TV socket 1 module
	1 module
□ KW08 ■ KG08 □ KM08	Cover for item K4202D, K4202P14, K4202P10 and K4202F
□ KW09 ■ KG09 □ KM09	Cover for item K4214D
	2 modules
□ KW08M2 ■ KG08M2 □ KM08M2	Cover for item K4202D, K4202P14, K4202P10 and K4202F

Item	TV socket 2 modules
○ K4211M2C	TV-RD socket for cable operator - Double coaxial shunted socket for TV and FM-LMC reception - Ø 9,5mm - Belgium (Telenet operator) - 2 modules
○ K4217M2D	Star demixed TV-SAT sockets for DVB-T, cablecast and satellite installation UHD TV, 4GLTE compatible. For distribution of TV & Radio signals. Recommended coaxial cable: 17 VATC - Meet EN 50083 and EN 50083-2 European directive. - TV male connector (Ø9.5 mm) - SAT F type connector - TV: 5-68/120-862 MHz; R: 87.5 - 108 MHz; - SAT: 950-2400 MHz - attenuation 1.5 dB - 2 modules
○ K4217MP14	Passthrough demixed TV-SAT sockets for DVB-T, cablecast and satellite installation UHD TV, 4GLTE compatible. For distribution of TV & Radio signals. Meet EN 50083 and EN 50083-2 European directive - TV male connector (Ø9.5 mm) - SAT F type connector - TV: 5-68/120-862 MHz; R: 87.5 - 108 MHz; - SAT: 950-2400 MHz - attenuation 14 dB - 2 modules
○ K4217M2P10	Terminal demixed TV-SAT sockets for DVB-T, cablecast and satellite installation UHD TV, 4GLTE compatible. For distribution of TV & Radio signals. Meet EN 50083 and EN 50083-2 European directive - TV male connector (Ø9.5 mm) - SAT F type connector - TV: 5-68/120-862 MHz; R: 87.5 - 108 MHz; - SAT: 950-2400 MHz - attenuation 10 dB - 2 modules
○ K4210M2D	Star demixed TV-R-SAT sockets for DVB-T, cablecast and satellite installation UHD TV, 4GLTE compatible. For distribution of TV & Radio signals. Recommended coaxial cable: 17 VATC - Meet EN 50083 and EN 50083-2 European directive. - TV male connector (Ø 9.5 mm) - R female connector (Ø9.5 mm) - SAT F type connector - TV: 5-68/120-862 MHz; R: 87.5 - 108 MHz; - SAT: 950-2400 MHz - attenuation 1.5 dB - 2 modules

Item	Cover for TV socket 2 modules
	2 modules
□ KW25M2 ■ KG25M2 □ KM25M2	Cover for item K4211M2C, K4217M2D, K4217MP14 and K4217M2P10
□ KW26M2 ■ KG26M2 □ KM26M2	Cover for item K4210M2D

	Cover for TV-SAT sockets - no brand BTicino
	2 modules
□ KW4212 ■ KG4212 □ KM4212	Cover for TV-SAT sockets

□ **White** colour cover ■ **Black** colour cover □ **Sand** colour cover ○ Neutral item (without cover)

Items in red colour: New products

Traditional electrical system

RJ connectors for data, telephony and for optical fiber

KW4279C5E | KW4279C5E + KW07 | KG4279C6 | KW4258RJ11 | K4238 | K4268SCA | KW07 | KG07 | KM07 | KW07M2 | KG13M2

Devices to be completed with appropriate cover as indicated below

Item	RJ45 connectors	Category	Type of connection
	Connectors for data/telephony transmission These connectors can be used for 4-pair signal transmission systems - 1 module		
☐ KW4279C5E ■ KG4279C5E ☐ KM4279C5E		5E UTP	TOOLLESS IDC
☐ KW4279C6 ■ KG4279C6 ☐ KM4279C6		6 UTP	TOOLLESS IDC
☐ KW4279C6S ■ KG4279C6S ☐ KM4279C6S		6 STP	TOOLLESS IDC
☐ KW4279C6A ■ KG4279C6A ☐ KM4279C6A		6A UTP	TOOLLESS IDC
☐ KW4279C6AS ■ KG4279C6AS ☐ KM4279C6AS		6A STP	TOOLLESS IDC

Item	RJ11 connectors	Category	Type of connection
	These connectors are designed to meet the needs linked with telephonic interconnections - 1 module		
☐ KW4258RJ11 ■ KG4258RJ11 ☐ KM4258RJ11		RJ11	K10

Item	Telephone socket standard BS
○ K4238	Telephone socket standard BS - 1 module

Item	Connector for optical fiber
○ K4268SCA	Coupling connector for optical fiber - SC cable socket - duplex - 2 modules

Item	KEYSTONE
☐ KW07K ■ KG07K ☐ KM07K	Keystone connectors adapter - 1 module

Item	Cover for RJ45, RJ11 connectors and Keystons adapters
	1 module
☐ KW07 ■ KG07 ☐ KM07	Cover for all the RJ45 and RJ11 connectors
	2 modules
☐ KW07M2 ■ KG07M2 ☐ KM07M2	Cover for all the RJ45 and RJ11 connectors

Item	Cover for telephone socket standard BS
	2 modules
☐ KW20 ■ KG20 ☐ KM20	Cover for item K4238

Item	Cover for optical fiber connector
	2 modules
☐ KW13M2 ■ KG13M2 ☐ KM13M2	Cover for item K4268SCA

☐ **White** colour cover ■ **Black** colour cover ☐ **Sand** colour cover ○ Neutral item (without cover)

Items in red colour: New products

Traditional electrical system

audio video connectors

KW4269R KG4269R KW4294 K4284P K4285P KW07 KG07 KW14 KM14 KW10P KG10P

Devices to be completed with appropriate cover as indicated below

Item	Audio Connector
☐ KW4269R ■ KG4269R ☐ KM4269R	Double RCA module - 1 module
☐ KW4294 ■ KG4294 ☐ KM4294	Home cinema speaker connector - 1 module

	A/V connector
○ K4284P	Pre-connected HDMI 1.4 connector - 1 module
○ K4285P	Pre-connected type A USB connector - 1 module

Item	Cover for audio and A/V connectors
	1 module
☐ KW07 ■ KG07 ☐ KM07	Cover for item KW4269R, KG4269R, KM4269R, KW4294, KG4294 and KM4294
☐ KW14 ■ KG14 ☐ KM14	Cover for item K4284P
☐ KW10P ■ KG10P ☐ KM10P	Cover for item K4285P
	2 modules
☐ KW07M2 ■ KG07M2 ☐ KM07M2	Cover for item KW4269R, KG4269R, KM4269R, KW4294, KG4294 and KM4294

☐ **White** colour cover ■ **Black** colour cover ☐ **Sand** colour cover ○ Neutral item (without cover)

Items in red colour: New products

Traditional electrical system
luminous and audible notification

K4351V230

K4356V230

K4355V12

K4371

KW15

KW15M2

KG15M2

KG08

KM09

Devices to be completed with appropriate cover as indicated below

Item	Bells and buzzer
	Bells
○ K4351V230	230 V∿ bronze bell - 12 VA - 80 dB - 1 module
○ K4351V127	127 V∿ bronze bell - 8 VA - 80 dB - 1 module
○ K4351V12	12 V∿ bronze bell - 8 VA - 80 dB - 1 module
○ K4355V12	Electronic bell - 3 different sounds - with front volume adjustment - 12 Va.c.-d.c. power supply - 2 modules
	Buzzer
○ K4356V230	230 V∿ buzzer - 12 VA - 80 dB - 1 module
○ K4356V127	127 V∿ buzzer - 12 VA - 80 dB - 1 module
○ K4356V12	12 V∿ buzzer - 12 VA - 80 dB - 1 module

	Pilot lamp
○ K4371	Lampholder for pilot lamp with transparent diffuser, to be completed with LED item K4743V230 (white) and/or item K4743V230R (red). Two operating mode: - 1 luminous signaling (to be completed with cover KW/KG/KM08) - 2 luminous signaling (to be completed with cover KW/KG/KM09)

Réf.	Cover for bell and buzzer
	1 module
□ KW15 ■ KG15 □ KM15	Cover for item K4351V230, K4351V127, K4351V12, K4356V230, K4356V127 and K4356V12
	2 modules
□ KW15M2 ■ KG15M2 □ KM15M2	Cover for item K4355V12

	Cover for pilot lamp
	1 module
□ KW08 ■ KG08 □ KM08	Cover for item K4371 (one luminous signal)
□ KW09 ■ KG09 □ KM09	Cover for item K4371 (two luminous signals)

□ **White** colour cover ■ **Black** colour cover □ **Sand** colour cover ○ Neutral item (without cover)

Items in red colour: New products

Devices to be completed with appropriate cover as indicated below

Item	Reading lamp
☐ KW4362 ■ KG4362 ☐ KM4362	 It is installed at the bedhead giving directional lighting. It has a flexible arm so that the lighting arm can be directed. The brightness can be dimmed by pressing the integrated ON/OFF control for a long time. It can also be connected to a remote control and, if necessary, the integrated control can be disabled with a 30 sec. press. - LED lamp - 3W consumption - Luminous flux 110 lumen (equivalent to 15 W incandescence) - Life 40,000 hours - 1 module (flush-mounted). Cover supplied with device.

Item	Torch and safety LED lamp
○ K4380	Removable and rechargeable torch with automatic switching on device - it lights up automatically when there is a power cut – push&pull pull-out system complete with recharge base – white light LED with high luminous efficiency – ON/OFF switch and SPOT pushbutton to increase the brightness when necessary – interchangeable Ni-MH batteries without "memory" effect – 2 hour life – low consumption in stand-by 0.4 W – 230 V∿ power supply - 2 modules
○ 4380NB	Spare batteries for removable torch
○ K4381	LED safety lamp with automatic operation when there is a power cut. 230 V∿ 50/60 Hz – power consumption 2.5 VA (0.1 W) – rechargeable non-replaceable NiMH 3.6 V 140 mAh battery – complete charge in 48 hours - life 2 hours - maximum cable section 1 x 1.5 mm^2 - light intensity 2400 mcd - angle of emission 120° - not pull-out - 1 module

	Step marker lamp
○ K4382	Step marker lamps with white light LEDs - 127/230 V~ - on-off switch - 0.15-0.5 W - 2 modules

Item	Cover for lighting functions
	1 module
☐ KW02 ■ KG02 ☐ KM02	Cover for item K4381
	2 modules
☐ KW04 ■ KG04 ☐ KM04	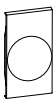 Cover for item K4380
☐ KW71 ■ KG71 ☐ KM71	Cover for item K4382

☐ **White** colour cover ■ **Black** colour cover ☐ **Sand** colour cover ○ Neutral item (without cover)

Items in red colour: New products

Traditional electrical system
functions for hotel room

K4549

K4027H

K4284P

K4288C2

KW4177

KG22

KW06H

KG06H

KM12C

Devices to be completed with appropriate cover as indicated below

Item	Key card switches
○ K4549	Key card switch for the power supply inside the hotel room - slot light with built-in lamp - 30 second switch-off delay - power supply 230 V∿ The completion of the light point requires two “half-module blanking modules” (item K4949) at the sides of the badge holder.
○ K4548	Key card switch for the power supply inside the hotel room - slot light with built-in lamp - 30 second switch-off delay - power supply 230 V∿ - with RFID technology recognition The completion of the light point requires two “half-module blanking modules” (item K4949) at the sides of the badge holder.

	Off-door controls
○ K4027H	1P 10 AX, 250 V∿ changeover switch, double-key 1-0-2 for Hotel, LIT - 1 module (The LED is replaceable with item K4743V230RG)
○ K4027V127H	As above, 127 V∿ (The LED is replaceable with Item K4373V127RG)
○ K4373	Lampholder with two built-in LEDS, green and red. Can be used as out of room visual signal with double notification: do not disturb and make up the room - The LEDs cannot be replaced - 127/ 230 V∿ power supply - 1 module

	USB charger
○ K4288C2	Type C USB charger for quick charge up to 30W. It allows the fast charge of portable devices (PC, tablets, smartphones) based on 3.0 Power Delivery technology and devices not based on 3.0 Power Delivery (tablets, smartphones). Energy efficiency level VI TUV. Standby consumption 0,6W. Output voltage 5 - 9 - 12 - 15 - 20 V - 2 modules.

	Shaver sockets
□ KW4177 ■ KG4177 □ KM4177	Shaver socket with insulation transformer - input voltage 230 V∿ 50/60 Hz - output voltage 115/230 V∿ 20 VA The cover of the selected colour is supplied in the same box as the shaver socket - 3 modules

Item	Cover for functions for hotel
	1 module
□ KW06H ■ KG06H □ KM06H	Cover for item K4027H and K4027V127H
□ KW11H ■ KG11H □ KM11H	Cover for item K4373
	2 modules
□ KW22M2 ■ KG22M2 □ KM22M2	Cover for item K4549 et K4548
	3 modules
□ KW22 ■ KG22 □ KM22	Cover for item K4549 et K4548

	Cover for USB charger
	2 modules
□ KW12C ■ KG12C □ KM12C	Cover for item K4288C2

□ **White** colour cover ■ **Black** colour cover □ **Sand** colour cover ○ Neutral item (without cover)

Items in red colour: New products

Traditional electrical system

LED and blanking modules



K4743V230T | K4743V230RG | K4949 | K4950 | K4953 | KW00 | KG00 | KM00 | KW08 | KG08 | KM08

Devices to be completed with appropriate cover as indicated below

Item	LED for control and socket lighting
	LED for backlighting of the following "basic control devices": K4001, K4001A, K4003, K4003A, K4005, K4005A, K4001M2A, K4003M2A, K4005M2A, KW4002, KG4002, KM4002 et K4034
K4743V230T	white LED - 230 V∿ - high luminosity for daytime load notification
K4743V127T	white LED - 127 V∿ - high luminosity for daytime load notification
K4743V230R	red LED - 230 V∿ - high luminosity for daytime load notification
LN4743/230T	white LED - 230 V∿ - night signal
LN4743/12T	white LED - 12/24 V∿ - night signal
H4743/230B	blue LED - 230 V∿ - night signal
H4743/12B	blue LED - 12/24 V∿ - night signal
	Replacement LED for changeover switch (hotel control)
K4743V230RG	Red/green LED - 230 V∿ for item K4027H
K4743V127RG	Red/green LED - 127 V∿ for item K4027V127H

Item	Blanking modules
K4950	Blanking module - 1 module
K4953	Blanking module with output Ø 9 mm - 1 module

	Installation accessory
K4949	1/2 module blanking module - it does not require the cover

Item	Cover for Blanking modules
	1 module
☐ KW00 ■ KG00 ☐ KM00	Cover for item K4950
☐ KW08 ■ KG08 ☐ KM08	Cover for item K4953
	2 modules
☐ KW00M2 ■ KG00M2 ☐ KM00M2	Cover for item K4950

EXAMPLES OF LED CONNECTION ON A SWITCH

Function: locating

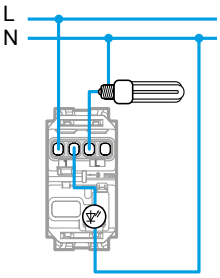

Function: load status LED

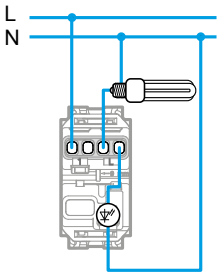

Control backlighting led connection

Note for the connection of 230 V.a.c. LEDs for the backlighting of control devices: when LEDs are fitted to help locate the control itself, it must be taken into account that energy saving and fluorescent lamps do not allow in series connection of the LED on the load.
It is therefore necessary to also take a neutral conductor near the control, so that the LED may be connected directly between phase and neutral, and will always be on.

☐ **White** colour cover ■ **Black** colour cover ☐ **Sand** colour cover ○ Neutral item (without cover)

Items in red colour: New products

Living Now
support frames and IP44 housing

K4702

K8102

K4704

K4703

K4706

26603

503CG

503EV

503EC

500/00

503DE

503ED

Item	Supports
K4702	2-module support frame supplied with protective shell
K4703	3-module support frame supplied with protective shell
K4704	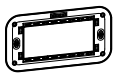 4-module support frame supplied with protective shell
K4706	6-module support frame supplied with protective shell
500/00	Pair of 35 mm screws for the fastening of the supports to boxes installed below the plaster work.
K8102	Support for the installation of the electrified frame item KW8102P1, KG8102P1, KM8102P1 in 2 module box

Item	IP44 housing
26603	IP44 protection cover (guaranteed when closed). Ideal for installation where an IP44 protection degree is required. Fully compatible with all ranges, both BTicino and other brands. It is made with high-quality material which guarantees long-term sealing against all weather conditions. It can be installed on Italian standard 3-module flush mounted box

Item	Various accessories
503CG	Protective cover for flush mounted box item 503E - to be used during finishing masonry works
503EV	Internal resin separator - for box item 503E - for the separation of data and power circuits
503EC	Finishing cover for flush mounted box item 503E - to be used when the box is used as a junction box - can be painted
504EC	Cover as above, for boxes item 504E
506EC	Cover as above, for boxes item 506E
503DE	Internal resin separator - for box item 504E
503ED	Coupling for boxes items 502E, 503E, 504E (horizontal and vertical) and for box 506L (only vertical). It cannot be used with the box extension

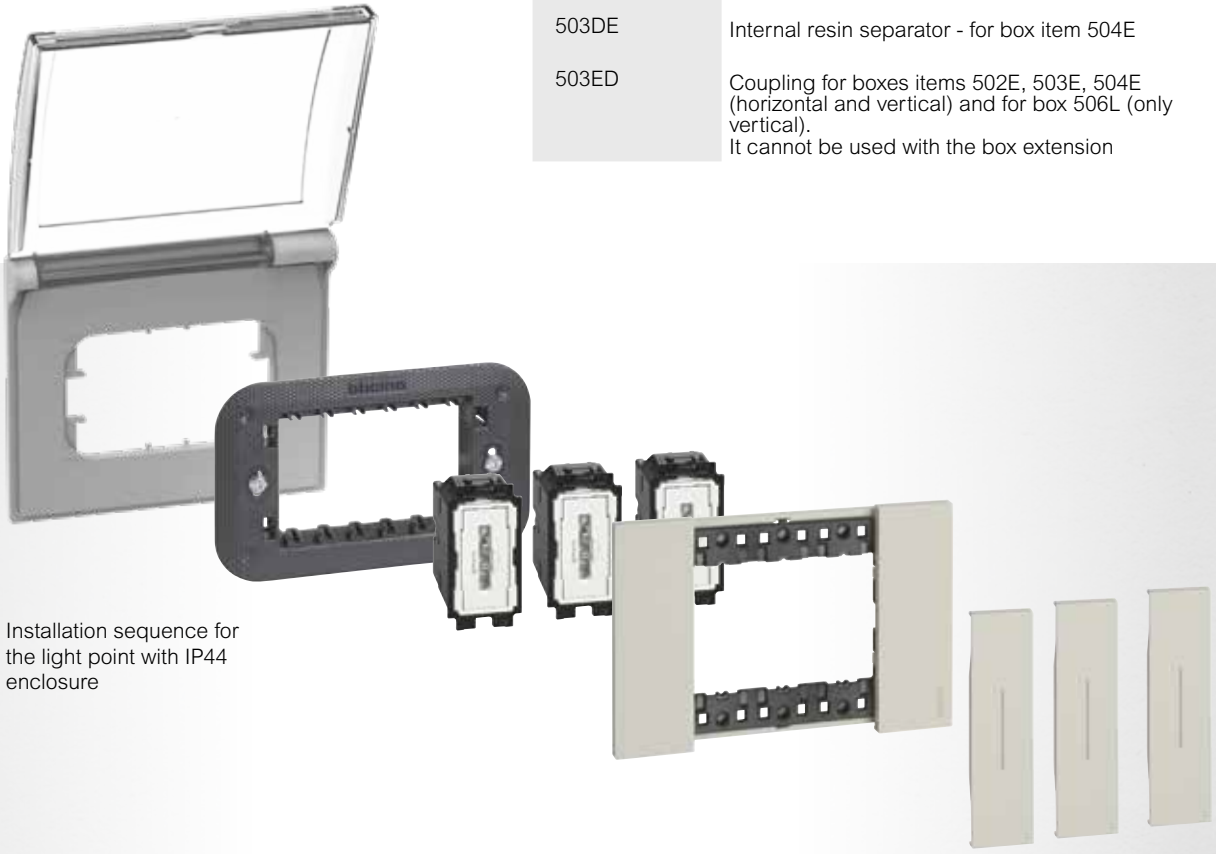

Installation sequence for the light point with IP44 enclosure

Traditional electrical system

lightable cover with symbols, for items:
K4001, K4003, K4004, K4004L, K4004LB, K4005, K4034

COVER

KW01PN

KG01PN

KM01PN

KW01RN

KG01RN

KM01RN

KW01SN

KG01SN

KG01SN

KW01M2PN

KG01M2PN

KM01M2PN

KW01M2RN

KG01M2RN

KM01M2RN

KW01M2SN

KG01M2SN

KM01M2SN

Item	Cover for the comand of heating, ventilation, boiler
	Cover 1 module. Heating comand
KW01PN	White
KG01PN	Black
KM01PN	Sand
	Cover 1 module. Ventilation comand
KW01RN	White
KG01RN	Black
KM01RN	Sand
	Cover 1 module. Boiler comand
KW01SN	White
KG01SN	Black
KM01SN	Sand
	Cover 2 module. Heating comand
KW01M2PN	White
KG01M2PN	Black
KM01M2PN	Sand
	Cover 2 module. Ventilation comand
KW01M2RN	White
KG01M2RN	Black
KM01M2RN	Sand
	Cover 2 module. Boiler comand
KW01M2SN	White
KG01M2SN	Black
KM01M2SN	Sand

Living Now WITH Netatmo

SMART ELECTRICAL SYSTEM

Living Now with Netatmo smart electrical system - MODULAR VERSION

wired devices for light and shutter

eliot

K4003C

3584C

FC80RC

K4411C

4027C

KG01

KW32

KM32

KW01M2

KG32M2

Devices to be completed with appropriate cover as indicated below

Item	Connected devices for light
○ K4001C	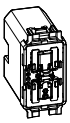 Connected one-way switch. It controls the lights locally or remotely. It can be installed like a traditional two-way switch and is compatible with all loads with max. power 250 W. It has a blue LED, which can be configured using the Home + Control App for the localisation and load status functions. It can be associated to one or more wireless controls. Caution: neutral connection is necessary. Power supply 110-230 V∿ - 1 module
○ K4003C	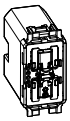 Connected 2ways switch. It allows to control lights locally or remotely. The connected 2ways switch has the same installation and usability of a tradidional 2ways switch and it is compatible with all loads with max pover 250 W. It s equiped with a blue LED light used always on for localization modality or on, when the light is on for the load status modality. It can be associated with "wireless light switches". Caution: Must be connected to the neutral. Power supply 110-230 V∿ - 1 module
○ 3584C	Connected lighting micromodule. It allows to control lights locally or remotely. It is compatible with all loads with max pover 300 W. It can be connected to one or more traditional push-button or associated with "wireless light switches". It is installed as a traditional rele in the box (behind the button) or in derivation boxes. Caution: Must be connected to the neutral. Power supply 110-230 V∿
○ FC80RC	DIN switchboard light device for loads with absorption In= 16 A. Equipped with a meter measuring the current absorbed by the load and contacts for control with up to 10 pushbuttons. 1 DIN module. Power supply 110-230 V∿
○ K4411C	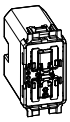 Dimmer/switch. It allows to control lights locally or remotely, with the dimmer functionality that can be activated from APP Home+Control. It has the same installation and usability of a tradidional switch and it is compatible with all loads (LED, halogen) with max power 150 W at 230 V (or 75 W at 110 V). It s equiped with a blue LED light used for localization modality or load status modality, configurable by APP. It can be connected to one or more traditional push-button or associated with "wireless light switches". Caution: Must be connected to the neutral. Power supply 110-230 V∿ - 1 module

Item	Connected devices for shutters
○ K4027C	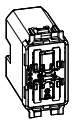 Connected rolling shutter switch - It allows the control of a shutter locally or remotely. Compatible with all standard rolling shutter motors (with a mechanical or electromechanical stop and max power 500 VA) controlled by a wired shutter switch (switching of the same motor power supply). Not compatible with motors for radio-controlled or pulse-controlled roller shutters. It can be associated with one or more wireless commands. Caution: Must be connected to the neutral. Power supply 110-230 V∿ - 1 module
○ 4027C	Connected micromodule for shutters. Associated to one or more shutter wireless controls, it controls a shutter locally or remotely. Compatible with all standard shutter motors (with mechanical or electronic limit switch and maximum power 500 VA), controlled by a wired shutter changeover switch (changeover with the same power supply as the motor). Not compatible with radio controlled or pulse controlled shutter motors. It can be installed in the existing shutter box with no need of masonry works. Power supply 110-230 V∿

Cover

1 module

□ KW01
■ KG01
□ KM01

Cover for item K4001C, K4003C and K4411C

□ KW32
■ KG32
□ KM32

Cover for item K4027C

2 modules

□ KW01M2
■ KG01M2
□ KM01M2

Cover for item K4001C and K4003C

□ KW32M2
■ KG32M2
□ KM32M2

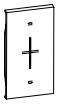
Cover for item K4027C

App HOME + CONTROL for management of connected devices

Download on App Store | GET IT ON Google Play | works with Hey Google | Works with Apple HomeKit | WORKS WITH alexa

Note: for the use of the connected devices, the gateway, item **K4500C**, item **K4510C** or item. **FC80GT**, must be installed as part of the system.

□ **White** colour cover ■ **Black** colour cover □ **Sand** colour cover ○ Neutral item (without cover)

Items in red colour: New products

Living Now with Netatmo smart electrical system - MODULAR VERSION

wireless controls for light and shutter

eliot

K4003CWI

K4003CW

K4003DCW

3585C

KW01

KG32

KW36M2

KW43M2

Devices to be completed with appropriate cover as indicated below

Item	Wireless controls for light
○ K4003CWI	Wireless light switch. It allows the ON / OFF and dimming control of one or more connected devices for the lighting control. It can be installed in any flush-mounted box without any wiring. The battery can be replaced without removing it from the supporting frame. Integrated LED for low battery indication. Powered by battery 3V type CR2032 (supplied) with an autonomy of 8 years - 1 module
○ K4003CW	Wireless light switch. It allows the ON / OFF and dimming control of one or more connected devices for the lighting control. Surface installation with repositionable stickers (supplied) or onto a flush mounting box. Integrated LED for low battery indication. Powered by battery 3V type CR2032 (supplied) with an autonomy of 8 years - 2 modules
○ K4003DCW	Wireless light switch. It is equipped with two buttons to control two different connected devices for lights. Each single button can be associated with one or more devices. Surface installation with repositionable stickers (supplied) or onto a flush mounting box. Integrated LED for low battery indication. Powered by battery 3V type CR2032 (supplied) with an autonomy of 8 years - 2 modules
○ 3577C	Wireless module for mechanical switch. It allows to change a two-way switch or a traditional pushbutton into a wireless light control for ON/OFF control of one or more devices connected for light control. The small size allows the installation in the flush mounted box. CR2032 type 3V power battery with 8 year expected life supplied (as standard).

Item	Wireless controls for shutter
○ K4027CWI	Rolling shutter wireless switch - It allows the control of one or more connected rolling shutter switches. It can be installed in any flush-mounted box without any wiring. The battery can be replaced without removing it from the supporting frame. Integrated LED for low battery indication. Powered by battery 3V type CR2032 (supplied) with an autonomy of 8 years - 1 module
○ K4027CW	Rolling shutter wireless switch - It allows the control of one or more connected rolling shutter switches. Surface installation with repositionable stickers (supplied) or onto a flush mounting box. Integrated LED for low battery indication. Powered by battery 3V type CR2032 (supplied) with an autonomy of 8 years - 2 modules

Item	Motion sensor wireless
○ 3585C	It controls one or more devices connected for light control. Infrared detection with angle of 140°. Distance of the adjustable sensor from 2 to 8 m. Switch off delay with 1 to 30 min adjustable delay time and 1 to 1000 lux brightness threshold. Test possible with a 5 sec. delay Recommended assembly height: 2.5 m. Optimum distance between 2 detectors: 6 m. For indoor and outdoor use (IP44). Supplied with 2 1.5V AA batteries for power supply.

Cover

1 module

☐ KW01 ■ KG01 ☐ KM01	Cover for item K4003CWI
☐ KW32 ■ KG32 ☐ KM32	Cover for item K4027CWI

2 modules

☐ KW42M2 ■ KG42M2 ☐ KM42M2	Cover for item K4003CW
☐ KW36M2 ■ KG36M2 ☐ KM36M2	Cover for item K4003DCW
☐ KW43M2 ■ KG43M2 ☐ KM43M2	Cover for item K4027CW

☐ **White** colour cover ■ **Black** colour cover ☐ **Sand** colour cover ○ Neutral item (without cover)

Items in red colour: New products

Living Now with Netatmo smart electrical system - MODULAR VERSION

wireless controls for scenarios management

eliot

K4570CWI

K4570CW

KG40

KW41

KG41

KM40M2

KW41M2

KG37M2

Devices to be completed with appropriate cover as indicated below

Item	Wireless Home/Away scenario controls
○ K4570CWI	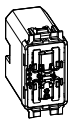 Home / Away wireless switch. It is equipped with 2 buttons for activating Home / Away scenarios Scenarios can be customized by the Home + Control app. It can be installed in any flush-mounted box without any wiring. The battery can be replaced without removing it from the supporting frame. Integrated LED for low battery indication. Powered by battery 3V type CR2032 (supplied) with an autonomy of 8 years - 1 module
○ K4570CW	Home / Away wireless switch. It is equipped with 2 buttons for activating Home / Away scenarios Scenarios can be customized by the Home + Control app. Surface installation with repositionable stickers (supplied) or onto a flush mounting box. Integrated LED for low battery indication. Powered by battery 3V type CR2032 (supplied) with an autonomy of 8 years - 2 modules

	Wireless Wake Up / Sleep scenario controls
○ K4574CWI	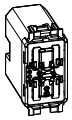 It is equipped with 2 buttons for activating Wake Up / Sleep scenarios. Scenarios can be customized by the Home + Control app. It can be installed in any flush-mounted box without any wiring. The battery can be replaced without removing it from the supporting frame. Integrated LED for low battery indication. Powered by battery 3V type CR2032 (supplied) with an autonomy of 8 years - 1 module
○ K4574CW	It is equipped with 2 buttons for activating Wake Up / Sleep scenarios. Scenarios can be customized by the Home + Control app. Surface installation with repositionable stickers (supplied) or onto a flush mounting box. Integrated LED for low battery indication. Powered by battery 3V type CR2032 (supplied) with an autonomy of 8 years - 2 modules

	Wireless 4 scenarios control
○ K4575CW	It's equipped with 4 buttons for activating of scenarios 1,2,3 and 4. Scenarios can be customized by the Home+ Control app. Surface installation with repositionable stickers (supplied) or onto a flushmounting box.Integrated LED for low battery indication. Powered by battery 3V type CR2032 (supplied) with an autonomy of 8 years - 2 modules.

Item	Cover
	1 module
☐ KW40 ■ KG40 ☐ KM40	Cover for item K4570CWI
☐ KW41 ■ KG41 ☐ KM41	Cover for item K4574CWI
	2 modules
☐ KW40M2 ■ KG40M2 ☐ KM40M2	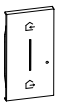 Cover for item K4570CW
☐ KW41M2 ■ KG41M2 ☐ KM41M2	 Cover for item K4574CW
☐ KW37M2 ■ KG37M2 ☐ KM37M2	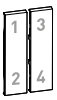 Cover for item K4575CW

Living Now with Netatmo smart electrical system - MODULAR VERSION

wireless controls and controls for energy management and gateway

eliot

K4531C 4141PC F20T60A K4500C K4510C FC80GT

Devices to be completed with appropriate cover as indicated below

Connected module for energy management

Item	
○ K4531C	Connected socket module - wiring to a power outlet, allows to remotely control appliances and check the consumption (instantaneous, daily, monthly). It is also possible to receive notifications in case of anomalous consumption. The connected socket module is compatible with any device electric and large appliances up to 16 A 3680 W max. (protected against overloads). It is equiped with a LED light lit in blue when it is on. This option can be enabled or disabled in the "Home+Control" app. It can be associated with "wireless light switches". Power supply 110-230 V∿ - 1 module
○ 4141PC	Connected Presa plug&play socket. Directly connected to an existing socket, it allows remote control of all the connected electrical appliances. It also monitors the instantaneous, daily and monthly consumption. Compatible with all the devices with power up to 16 A 3680 W (with overload protection). It can be associated to wireless light controls. Power supply 110-230 V∿
○ 4142PC	As above French/belgian standard socket.
○ FC80CC	Connected contactor for single-phase and/or three-phase loads with maximum absorption In= 20 A. With meter for the measurement of the current absorbed by the load. Power supply 110-230 V∿ - 1 DIN module
○ F20T60A	Connected DIN meter. It allows to measure the energy consumption of the house electric installation (instantaneous, daily, monthly). It is also possible to receive notifications in case of exceeded the maximum power provided by your contract to avoid possible black-out. A toroid is provided to read the current. Power supply 110-230 V∿ - 1 DIN module
○ FC80GCS	Connected DIN load management module for the monitoring of the consumptions of the whole electric system, the powering or disconnection of the loads, and the setting of scenarios with priority or non-priority loads. When the maximum intended power is reached, the non-priority loads are temporarily disconnected to avoid black-outs. A toroid for the current reading is provided Power supply 110-230 V∿ - 1 DIN module

Gateway

Item	
○ K4500C	Gateway. This pack enables to create a connected installation in the home. It can be used to control lighting, roller shutters and electrical equipment plugged into connected sockets: - using your smartphone and the Home + Control app - using voice assistants - from the general control at the entrance to your home Supplied with the Home/Away wireless master switch required for the association procedure of all connected devices. Power supply 110-230 V∿ - 2 modules
○ K4510C	Gateway as above. Supplied with the flush-mounted Home/Away wireless master switch 1 module required for the association procedure of all connected devices. Power supply 110-230 VA - 2 modules
○ FC80GT	Gateway as above for DIN switchboard. Supplied without wireless In&Out master scenario control item K4570CW. - 2.5 DIN modules.

Cover for item K4531C

1 module

☐ KW31 ■ KG31 ☐ KM31	Cover for item K4531C

Cover required for the gateway

2 modules

☐ KW30M2 ■ KG30M2 ☐ KM30M2	Cover for item K4500C in combination with the relative colored cover item KW40M2, KG40M2, KM40M2 and for item K4510C in combination with the relative colored cover item KW40, KG40, KM40

Cover for the gateway scenario control

1 module

☐ KW40 ■ KG40 ☐ KM40	Cover for item K4570CWI (scenario control in the gateway item K4510C)

2 modules

☐ KW40M2 ■ KG40M2 ☐ KM40M2	Cover for item K4570CW (scenario control in the gateway item K4500C)

Living Now with Netatmo smart electrical system - EUROPEAN VERSION

wired devices for light and shutter

eliot

K4411CM2

3584C

FC80RC

4027C

KW01M2

KG01M2

KM01M2

KG43M2

Devices to be completed with appropriate cover as indicated below

Item	Connected devices for light
○ 3584C	Connected lighting micromodule. It allows to control lights locally or remotely. It is compatible with all loads with max pover 300 W. It can be connected to one or more traditional push-button or associated with “wireless light switches”. It is installed as a traditional rele in the box (behind the button) or in derivation boxes. Caution: Must be connected to the neutral. Power supply 110-230 V∿
○ FC80RC	DIN switchboard light device for loads with absorption In= 16 A. Equipped with a meter measuring the current absorbed by the load and contacts for control with up to 10 pushbuttons.. Power supply 110-230 V∿ - 1 DIN module
○ K4411CM2	Dimmer/switch without neutral. It allows to control lights locally or remotely, with the dimmer functionality that can be activated from APP Home+Control. It has the same installation and usability of a tradidional switch and it is compatible with all loads (LED, halogen) with power 5-300 W at 230 V. It s equiped with a blue LED light used for localization modality or load status modality, configurable by APP. It can be connected associated with “wireless light switches”. It doesn’t require connection to the neutral, it comes with an active compensator. Power supply 110-230 V∿ - 2 modules

Item	Connected devices for shutters
○ K4027CM2	Connected shutter control for the local or remote control of a shutter. Compatible with all standard shutter motors (with mechanical or electronic limit switch and maximum power 500 VA), controlled by a wired shutter changeover switch (changeover with the same power supply as the motor). Not compatible with radio controlled or pulse controlled shutter motors. It can be associated to one or more wireless controls. Power supply 110-230 V∿ - 2 modules
○ 4027C	Connected micromodule for shutters. Associated to one or more shutter wireless controls, it controls a shutter locally or remotely. Compatible with all standard shutter motors (with mechanical or electronic limit switch and maximum power 500 VA), controlled by a wired shutter changeover switch (changeover with the same power supply as the motor). Not compatible with radio controlled or pulse controlled shutter motors. It can be installed in the existing shutter box with no need of masonry works. Power supply 110-230 V∿

Cover

2 modules

☐ KW01M2 ■ KG01M2 ☐ KM01M2	Cover for item K4411CM2
☐ KW43M2 ■ KG43M2 ☐ KM43M2	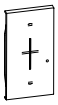 Cover for item K4027CM2

App HOME + CONTROL for management of connected devices

Download on App Store | GET IT ON Google Play | works with Hey Google | Works with Apple HomeKit | WORKS WITH alexa

Note: for the use of the connected devices, the gateway, item **K4500C**, item **K4510C** or item. **FC80GT**, must be installed as part of the system.

☐ **White** colour cover ■ **Black** colour cover ☐ **Sand** colour cover ○ Neutral item (without cover)

Items in red colour: New products

Living Now with Netatmo smart electrical system - EUROPEAN VERSION

wireless controls for light and shutter

eliot

K4003CW

K4003DCW

3585C

KW36M2

KW32M2

Devices to be completed with appropriate cover as indicated below

Item	Wireless controls for light	
○ K4003CW		Wireless light switch. It allows the control of one or more connected devices for the lighting control. Surface installation with repositionable stickers (supplied) or onto a flush mounting box. Integrated LED for low battery indication. Powered by battery 3V type CR2032 (supplied) with an autonomy of 8 years - 2 modules
○ K4003DCW		Wireless light switch. It is equipped with two buttons to control two different connected devices for lights. Each single button can be associated with one or more devices. Surface installation with repositionable stickers (supplied) or onto a flush mounting box. Integrated LED for low battery indication. Powered by battery 3V type CR2032 (supplied) with an autonomy of 8 years - 2 modules

	Wireless controls for shutter	
○ K4027CW		Rolling shutter wireless switch - It allows the control of one or more connected rolling shutter switches. Surface installation with repositionable stickers (supplied) or onto a flush mounting box. Integrated LED for low battery indication. Powered by battery 3V type CR2032 (supplied) with an autonomy of 8 years - 2 modules

Item	Motion sensor wireless	
○ 3585C	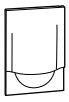	It controls one or more devices connected for light control. Infrared detection with angle of 140°. Distance of the adjustable sensor from 2 to 8 m. Switch off delay with 1 to 30 min adjustable delay time and 1 to 1000 lux brightness threshold. Test possible with a 5 sec. delay Recommended assembly height: 2.5 m. Optimum distance between 2 detectors: 6 m. For indoor and outdoor use (IP44). Supplied with 2 1.5V AA batteries for power supply.

	Cover **2 modules**	
☐ KW42M2 ■ KG42M2 ☐ KM42M2		Cover for item K4003CW
☐ KW36M2 ■ KG36M2 ☐ KM36M2		Cover for item K4003DCW
☐ KW43M2 ■ KG43M2 ☐ KM43M2	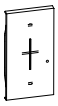	Cover for item K4027CW

☐ **White** colour cover ■ **Black** colour cover ☐ **Sand** colour cover ○ Neutral item (without cover)

Items in red colour: New products

Living Now with Netatmo smart electrical system - EUROPEAN VERSION

wireless controls for scenarios management

eliot

K4570CW

K4574CW

KG40M2

KM40M2

KW41M2

KG37M2

Devices to be completed with appropriate cover as indicated below

Item	Wireless Home/Away scenario controls
○ K4570CW	Home / Away wireless switch. It is equipped with 2 buttons for activating Home / Away scenarios Scenarios can be customized by the Home + Control app. Surface installation with repositionable stickers (supplied) or onto a flush mounting box. Integrated LED for low battery indication. Powered by battery 3V type CR2032 (supplied) with an autonomy of 8 years - 2 modules
○ K4574CW	**Wireless Wake Up / Sleep scenario controls** It is equipped with 2 buttons for activating Wake Up / Sleep scenarios. Scenarios can be customized by the Home + Control app. Surface installation with repositionable stickers (supplied) or onto a flush mounting box. Integrated LED for low battery indication. Powered by battery 3V type CR2032 (supplied) with an autonomy of 8 years - 2 modules
○ K4575CW	**Wireless 4 scenarios control** It's equipped with 4 buttons for activating of scenarios 1,2,3 and 4. Scenarios can be customized by the Home+ Control app. Surface installation with repositionable stickers (supplied) or onto a flushmounting box.Integrated LED for low battery indication. Powered by battery 3V type CR2032 (supplied) with an autonomy of 8 years - 2 modules.

Item	Cover
	2 modules
□ KW40M2 ■ KG40M2 □ KM40M2	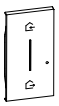 Cover for item K4570CW
□ KW41M2 ■ KG41M2 □ KM41M2	 Cover for item K4574CW
□ KW37M2 ■ KG37M2 □ KM37M2	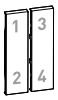 Cover for item K4575CW

□ **White** colour cover ■ **Black** colour cover □ **Sand** colour cover ○ Neutral item (without cover)

Items in red colour: New products

Living Now with Netatmo smart electrical system - EUROPEAN VERSION

wireless controls and controls for energy management and gateway

eliot

4142PC

FC80CC

F20T60A

KG4141AC


K4500C

FC80GT

Devices to be completed with appropriate cover as indicated below

Item	Connected module for energy management
○ 4141PC	Connected Presa plug&play socket. Directly connected to an existing socket, it allows remote control of all the connected electrical appliances. It also monitors the instantaneous, daily and monthly consumption. Compatible with all the devices with power up to 16 A 3680 W (with overload protection). It can be associated to wireless light controls. Power supply 110-230 V∿
○ 4142PC	As above French/belgian standard socket
○ FC80CC	Connected contactor for single-phase and/or three-phase loads with maximum absorption In= 20 A. With meter for the measurement of the current absorbed by the load. Power supply 110-230 V∿ - 1 DIN module
○ F20T60A	Smart DIN meter. It allows to measure the electrical energy consumption of the entire single-phase system of the house (instantaneous, daily, monthly) and of the single electrical power lines. It allows the reception of notifications in case of reaching the maximum power foreseen by the contract to avoid annoying black-outs. A toroid is supplied to measure the input current. Power supply 100-240 V∿ - 1 DIN module. (Only for single-phase systems).
○ FC80GCS	Connected DIN load management module for the monitoring of the consumptions of the whole electric system, the powering or disconnection of the loads, and the setting of scenarios with priority or non-priority loads. When the maximum intended power is reached, the non-priority loads are temporarily disconnected to avoid black-outs. A toroid for the current reading is provided Power supply 110-230 V∿ - 1 DIN module

	Connected socket
☐ KW4141AC ■ KG4141AC ☐ KM4141AC	2P+E 16 A 250 Va.c. German standard connected socket. It allows remote control of electric devices and also to monitor their consumption (instantaneous, daily, monthly). It is also possible to receive notifications that can be configured. Compatible with all the electric devices with power up to 16 A 3680W (with overload protection). Integrated with a 2-module support, it can be installed instead of an existing socket in a 40 mm deep box. Screw fixing and connection using automatic clamps It has a blue LED that lights up when the socket is ON and that can be configured by means of the Home + Control APP. It can be associated to one or more wireless light controls. Power supply 110-230 V∿
☐ KW4142AC ■ KG4142AC ☐ KM4142AC	As above French/belgian standard socket

Item	Gateway
○ K4500C	Gateway. This pack enables to create a connected installation in the home. It can be used to control lighting, roller shutters and electrical equipment plugged into connected sockets: - using your smartphone and the Home + Control app - using voice assistants - from the general control at the entrance to your home Supplied with the Home/Away wireless master switch required for the association procedure of all connected devices. Power supply 110-230 V∿ - 2 modules
○ FC80GT	Gateway as above for DIN switchboard. Supplied without wireless In&Out master scenario control item K4570CW. - 2.5 DIN modules.

	Cover required for the gateway
	2 modules
☐ KW30M2 ■ KG30M2 ☐ KM30M2	Cover for item K4500C in combination with the relative colored cover item KW40M2, KG40M2, KM40M2 and for item K4510C in combination with the relative colored cover item KW40, KG40, KM40.

	Cover for the gateway scenario control
	2 modules
☐ KW40M2 ■ KG40M2 ☐ KM40M2	Cover for item K4570CW (scenario control in the gateway item K4500C)

	Cover for connected socket
	2 modules
☐ KW34M2 ■ KG34M2 ☐ KM34M2	Cover for item KW4141AC Cover for item KG4141AC Cover for item KM4141AC
☐ KW35M2 ■ KG35M2 ☐ KM35M2	Cover for item KW4142AC Cover for item KG4142AC Cover for item KM4142AC

Living Now with Netatmo smart electrical system - EUROPEAN VERSION

gateway with socket

eliot

KW4501C


KG4501C

KM4501C

KM51

KW34M2

KG35M2

Item	Gateway with socket
☐ KW4501C ■ KG4501C ☐ KM4501C	The gateway creates a connected installation in the home. It can be used to control lights, shutters, and electric appliances plugged into connected sockets: - using the smartphone and the Home + Control app - using the voice assistants - from the general control at the home entrance. It integrates a 2P+E 16 A 250 V∿ German standard connected socket for the remote control of electric devices and to monitor their consumption (instantaneous, daily, monthly). Compatible with all the electric devices with power up to 16 A 3680W (with overload protection). It can be installed instead of an existing socket in a 40 mm deep box. Screw fixing and connection using automatic clamps It has a blue LED that lights up when the socket is ON and that can be configured by means of the Home + Control APP. It can be associated to one or more wireless light controls. It is also supplied with wireless master IN&OUT scenario control, required for the association of all connected devices. Power supply 110-230 V∿

Item	Cover required for the gateway with socket
☐ KW51 ■ KG51 ☐ KM51	**2 modules** 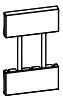 Cover required for all the gateways with sockets, in addition to the 2 modules cover for the socket part
☐ KW34M2 ■ KG34M2 ☐ KM34M2	**Cover for the socket** **2 modules** 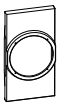 Cover for item KW4501C Cover for item KG4501C Cover for item KM4501C
☐ KW35M2 ■ KG35M2 ☐ KM35M2	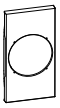 Cover for item KW4502C Cover for item KG4502C Cover for item KM4502C

EXAMPLE: FUNCTION, COVER PLATE & COVER COLOUR CHOICE

Living Now with Netatmo smart electrical system - EUROPEAN VERSION

gateway with socket

eliot


KW4502C


KG4502C

KM4502C

KW51

KW34M2

KG35M2

Item	Gateway with socket
☐ KW4502C ■ KG4502C ☐ KM4502C	The gateway creates a connected installation in the home. It can be used to control lights, shutters, and electric appliances plugged into connected sockets: - using the smartphone and the Home + Control app - using the voice assistants - from the general control at the home entrance. It integrates a 2P+E 16 A 250 V∿ French/belgian standard connected socket for the remote control of electric devices and to monitor their consumption (instantaneous, daily, monthly). Compatible with all the electric devices with power up to 16 A 3680W (with overload protection). It can be installed instead of an existing socket in a 40 mm deep box. Screw fixing and connection using automatic clamps It has a blue LED that lights up when the socket is ON and that can be configured by means of the Home + Control APP. It can be associated to one or more wireless light controls. It is also supplied with wireless master IN&OUT scenario control, required for the association of all connected devices. Power supply 110-230 V∿

Item	Cover required for the gateway with socket
☐ KW51 ■ KG51 ☐ KM51	**2 modules** 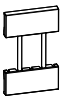 Cover required for all the gateways with sockets, in addition to the 2 modules cover for the socket part
☐ KW34M2 ■ KG34M2 ☐ KM34M2	**Cover for the socket** **2 modules** 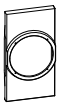 Cover for item KW4501C Cover for item KG4501C Cover for item KM4501C
☐ KW35M2 ■ KG35M2 ☐ KM35M2	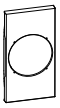 Cover for item KW4502C Cover for item KG4502C Cover for item KM4502C

EXAMPLE: FUNCTION, COVER PLATE & COVER COLOUR CHOICE

Living Now with Netatmo smart electrical system

thermostats

eliot

XW8002

XG8002

XM8002

XW8002W

The Smarther with Netatmo connected thermostat, together with the dedicated HOME+CONTROL APP, is a device which allows you to adjust and monitor the temperature in the rooms precisely and accurately; all the programming and most of the functions are performed simply and intuitively using the APP. Thanks to its Wi-Fi connection, Smarther with Netatmo can be programmed and controlled remotely; it can also display the temperature and humidity measured in the room. The temperature level can be set locally for manual operation and the Boost mode can be activated. The Boost forces the switching on of the system for a limited time (30, 60 or 90 minutes) independent of the measured and programmed temperature.
It's also possible to set a different temperature in each room of the house for the maximum comfort, thanks to its compatibility with Netatmo smart radiator valves.
Smarther with Netatmo can also be controlled with Google, Amazon Alexa and Apple Home Kit voice assistants.
Features:
- 110 ÷ 230 V∿, 50/60 Hz power supply;
- 2 W max absorption;
- maximum cable section 1 x 1.5mm^2;
- temperature measurement 5 ÷ 40°C;
- temperature set-point 5 ÷ 40°C,
- increase of 0.5°C;
- 1-contact output in switching free of potential 5(2)A.

Types of installation:
- flush mounted, on boxes item 503E or 500 (for item 500 use the wall dowels)
- plasterboard, on boxes 2 module and 3 module

It is available in three colours: white (XW8002), sand (XM8002) and black (XG8002).

Item	Connected thermostats	
☐ XW8002 ■ XG8002 ☐ XM8002		White Black Sand
XW8002W		Features: as XW8002. Installation on the wall, using screws and dowels suitable for the installation surface (brickwork, plasterboard, tiles etc.). It is only available in white.

App HOME + CONTROL for management of connected devices

Download on App Store | GET IT ON Google Play | works with Hey Google | Works with Apple HomeKit | WORKS WITH alexa

Living Now

MyHOME_Up system

MYHOMESERVER1

3488

3488W


3487

3487AP

Item	Control server using the app
○ MYHOMESERVER1	Server to associate devices during the system starting-up and for the local and remote management of the functions by the user with the specific MyHOME_Up application for Android and iOS smartphones or tablets.

	MyHOMEServer1 KIT
○ MHSERVERKIT	Kit containing MyHOMEServer1 and Access Point for communication between the MyHome_Up system to which it is connected, and a smartphone or tablet where the MyHome-Up App is installed.

Note: For the details of the products managed by MyHome_Up and the compatible products, see the corresponding guide.

Item	SCS/DALI interface
○ F429	DALI dimmer, 8 independent outputs with maximum load 16 ballast at 230 Vac, pushbutton for load direct control - 6 DIN modules

	Driver manager
○ F459	Integration platform with other brand systems - 6 DIN modules

Contact the BTicino System Integration Service to check the feasibility of specific integrations and to request the licence needed to use the Driver manager (Toll free number 800.837035)

	HOMETOUCH - Touch screen 7”
○ 3488W ○ 3488	HOMETOUCH - Touch Screen 7” for the management of all MyHOME_Up functions, that can be integrated with the video door entry system and with indoor and outdoor Netatmo cameras, to be used as connected internal unit. To use the home automation functions, configuration is not necessary. It is possible to display the MyHOME_Up system status and control the integrated functions (lights, automation, scenarios, burglar alarm, temperature management, Nuvo music system, ...). Thanks to the “DOOR ENTRY for HOMETOUCH” application, available both for Android and iOS operating systems, it is also possible to manage the video door entry functions of a BTicino 2 wires system using the 7” capacitive display or the Smartphone. Flush mounted installation with box for masonry walls (item 3487) or wall mounted installation with the supplied metal bracket. Available in tech grey and in white.

	Box for flush mounted installation
○ 3487	Box for flush mounted installation of the HOMETOUCH Touch screen item 3488 and 3488W. Width 197 mm, height 148 mm and depth 52 mm.
○ 3487AP	Support for flush mounted installation on plasterboard walls of the HOMETOUCH Touch screen item 3488 and 3488W.

App DOOR ENTRY for HOMETOUCH

This allows the user to manage the video internal unit calls locally and remotely using the smartphone or with a simple touch open the gate, activate the cameras and the video door entry answering machine.

App MyHOME_Up

Mobile device App that allows:
- the installer, thanks to a self-learning procedure, to easily associate the devices together when starting up the system;
- the user to manage his home home-automation wherever he is.

Scarica su App Store

DISPONIBILE SU Google Play

Living Now MyHOME_Up
digital devices for lights and shutters

eliot

KG8013

alexa built-in

K8003

KM8010

KW8011

K8002L
K8002s

K8001

KG8100

KW8103

Item	
☐ KW8013 ■ KG8013 ☐ KM8013	**Voice control** Amazon Alexa digital control device with voice assistant, including two touch controls for lighting management. 27 Vd.c. power supply from BUS through connection module item KW8001 or additional power supply unit, item K8003 - 3 modules
○ K8003	**Power supply** Connection module with additional power supply dedicated to Voice control Alexa built-in item KW/KG/KM8013 - 2 modules
☐ KW8010 ■ KG8010 ☐ KM8010	**Light control** Touch control for the management of ON/OFF light functions. One single control can manage from 1 to 2 functions between single lights, light groups or general lights. - 1 module
☐ KW8011 ■ KG8011 ☐ KM8011	**Full control** Touch control for the management from 1 to 3 functions between: lights on/off, load control, dimmer, shutters up/down with or without preset, NUVO Player and scenarios. It can also be used as group or general control. It has on-board proximity sensor that allows the display of function icons/symbols when approaching the control - 1 module
○ K8002L ○ K8002S	**ON/OFF actuators for lights and for shutters** Flush-mounted actuator with 2 independent and neutral relays for "zero crossing" function- single or double 230 V∿ loads - 1 module Flush-mounted shutter actuator with 2 independent relays. It allows the management of a specific shutter position. Through the control KW/KG/KM8011, together with the UP/DOWN function monostable and bistable, the actuator also places the shutter in a stored (PRESET) position - 1 module
○ K8001	**Connection modules** Device for the power supply of controls and actuators through electrified frame item KW/KG/KM8103 KW/KG/KM8103P1 KW/KG/KM8104 KW/KG/KM8104P1 KW/KG/KM8102P1

Item	
☐ KW8100 ■ KG8100 ☐ KM8100	**Blanking module** Cover for blanking module art. K4950 - 1 module
☐ KW8102P1 ■ KG8102P1 ☐ KM8102P1	**Electrified frame for 2 module box** Electrified frame with intermediate control separators (removable). For the installation of up to 3 digital controls or covers, item KW/KG/KM8100 in 2-module box with support K8102
○ K8102	**Support for the 2-module box** Support for the installation of the electrified frame item KW/KG/KM8102P1 in 2 module box.
☐ KW8103 ■ KG8103 ☐ KM8103	**Electrified frames for 3 and 4 module boxes** Electrified frame with intermediate control separators (removable). For the installation of up to 3 digital controls or covers, item KW/KG/KM8100 in 3-module box with support K4703
☐ KW8103P1 ■ KG8103P1 ☐ KM8103P1	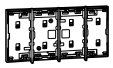 Electrified frame with intermediate control separators (removable). For the installation of up to 4 digital controls or covers, item KW/KG/KM8100 in 3-module box with support K4703
☐ KW8104 ■ KG8104 ☐ KM8104	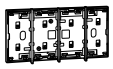 Electrified frame with intermediate control separators (removable). For the installation of up to 4 digital controls or covers, item KW/KG/KM8100 in 4-module box with support K4704
☐ KW8104P1 ■ KG8104P1 ☐ KM8104P	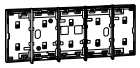 Electrified frame with intermediate control separators (removable). For the installation of up to 5 digital controls or covers, item KW/KG/KM8100 in 4-module box with support K4704

Living Now MyHOME_Up
lights and shutter automation

eliot

K4652M2 K4652M3 KW01 KG01 KM01 KG01X KW19MH KW01A KG01MHBED KG06MH KM01D KW19MH

Devices to be completed with appropriate cover as indicated below

Item	Control devices
○ K4652M2	Control for the management of one or two ON/OFF functions, the shutter UP/DOWN function and the adjustment of a dimmer load. It can also be used as scenario control and for the call to the floor, staircase light switching on and door lock activation functions. It manages advanced shutter functions. - 2 modules. To be completed with 1 or 2-module covers.
○ K4652M3	Control for the management of up to three separate functions as described above - 3 modules. To be completed with 1 or 2-module covers.

	Actuator/control for lights and generic loads
○ K4672M2L	Actuator/control with 2 independent relays for single or double loads: The device can be also configured to manage a remote actuator with the same functions of the K4652M2 and K4652M3 controls - 2 modules. To be completed with 1 or 2-module covers.

	Actuator/control for shutter
○ K4672M2S	Shutter actuator with 2 internal relay 2 A 250 V∿. In addition to the monostable and bistable UP/DOWN function, the actuator also places the rolling shutter in a stored (PRESET) position. The device can be also configured to manage a remote actuator - 2 modules. To be completed with 1 or 2-module covers.

Item	Contact interface
○ 3477	Basic module control interface with 2 independent contacts for the control of 2 actuators for single function loads, or 1 actuator for double function loads (shutters) - the inputs accepts two traditional switches or pushbuttons with NO and NC contact, or a traditional two-way switch, or interlocked pushbuttons.
○ F428	As above - 2 DIN modules

Cover without symbols

1 module

□ KW01 ■ KG01 □ KM01	Lightable cover for item K4652M2, K4652M3 and K4672M2L
□ KW01X ■ KG01X □ KM01X	Lightable cover high brightness for item K4652M2, K4652M3 and K4672M2L

2 modules

□ KW01MH2 ■ KG01MH2 □ KM01MH2	Lightable cover for item K4652M2 and K4672M2L
□ KW01MH2X ■ KG01MH2X □ KM01MH2X	Lightable cover high brightness for item K4652M2 and K4672M2L

LOADS THAT CAN BE DRIVEN (230 V∿ 50/60 Hz)

Actuators	Type						
	Energy saving incandescence and halogen lamps	LED lamps	Linear fluorescent lamps 1)	Compact fluorescent lamps	Electronic transformers 3)	Ferromagnetic transformers 2) 3)	Reducer motors for shutters 4)
K4672M2L	1380 W	250 W Max 2 lamps	250 VA	250 W Max 2 lamps	460 W	460 VA	460 W
K4672M2S	-	-	-	-	-	-	2 A 250 Va.c.

Notes:
1) Power factor corrected fluorescent lamps, discharge lamps.
2) Account must be taken of the transformer yield to calculate the effective power of the load connected to the actuator. For example if a dimmer is connected to a 100 VA ferromagnetic transformer with yield 0.8, the effective power of the load will be 125 VA.
3) The transformer must be loaded at its rated power and however never less than 90% of this power. It is preferable to use a single transformer rather than several transformers in parallel. For example it is better to use a single 250 VA transformer with 5 50W spotlights connected rather than use 5 50 VA transformers in parallel each with a 50 W spotlight.
4) The symbol on the actuators refers to the shutter reducer motors.

□ **White** colour cover ■ **Black** colour cover □ **Sand** colour cover ○ Neutral item (without cover)

Items in red colour: New products

Living Now MyHOME_Up
lights and shutter automation

eliot

KG01MH2AG

KM19MH2

KM19MH2A

KG01MH2BED

KG01MH2GEN

KG01MH2BACK

KG01MH22D

KW01MH2F

KW05MH2

Devices to be completed with appropriate cover as indicated below

Item	Cover with symbols
	1 module Lightable cover for item K4652M2, K4652M3 and K4672M2L
☐ KW01MHAG ■ KG01MHAG ☐ KM01MHAG	ON/OFFfunction silk-screen printing
☐ KW19MH ■ KG19MH ☐ KM19MH	- + and - silk-screen printing for dimmer
☐ KW01A ■ KG01A ☐ KM01A	LIGHT/WAKE UP symbol
☐ KW01MHBED ■ KG01MHBED ☐ KM01MHBED	BED symbol
☐ KW01MHGEN ■ KG01MHGEN ☐ KM01MHGEN	GOING OUT symbol
☐ KW01MHBACK ■ KG01MHBACK ☐ KM01MHBACK	COMING IN symbol
☐ KW01D ■ KG01D ☐ KM01D	BELL symbol
☐ KW01F ■ KG01F ☐ KM01F	KEY symbol
	Lightable cover for item K4652M2, K4652M3 and K4672M2S
☐ KW05 ■ KG05 ☐ KM05	UP/DOWN silk-screen printing for shutters
☐ KW06MH ■ KG06MH ☐ KM06MH	STOP symbol silk-screen printing for shutters

Item	Cover with symbols
	2 modules Lightable cover for item K4652M2 and K4672M2L
☐ KW01MH2AG ■ KG01MH2AG ☐ KM01MH2AG	ON/OFFfunction silk-screen printing
☐ KW19MH2 ■ KG19MH2 ☐ KM19MH2	- + and - silk-screen printing for dimmer
☐ KW01MH2A ■ KG01MH2A ☐ KM01MH2A	LIGHT/WAKE UP symbol
☐ KW01MH2BED ■ KG01MH2BED ☐ KM01MH2BED	BED symbol
☐ KW01MH2GEN ■ KG01MH2GEN ☐ KM01MH2GEN	GOING OUT symbol
☐ KW01MH2BACK ■ KG01MH2BACK ☐ KM01MH2BACK	COMING IN symbol
☐ KW01MH2D ■ KG01MH2D ☐ KM01MH2D	BELL symbol
☐ KW01MH2F ■ KG01MH2F ☐ KM01MH2F	KEY symbol
	Lightable cover for item K4652M2 and K4672M2S
☐ KW05MH2 ■ KG05MH2 ☐ KM05MH2	UP/DOWN silk-screen printing

☐ **White** colour cover ■ **Black** colour cover ☐ **Sand** colour cover ○ Neutral item (without cover)

Items in red colour: New products

3476

F411U2

F411/4

BMSW1003


BMSW1005

F401

Item	Light control/actuator
○ 3476	1 relay actuator - for single loads: 2 A resistive or incandescence lamps, 2 A cosφ 0.5 for ferromagnetic transformers - a traditional pushbutton with NO contact accepted in input

Item	Actuators for centralisations
○ F411U2	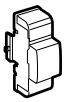 Actuator with 2 independent relays – for single and double loads: 10 A resistive and 6 A incandescence lamps, 500 W for reducer motors, 2 A cosφ 0.5 for ferromagnetic transformers and 250 W for fluorescent lamps - logic relay interlock via configuration - it has "Zero crossing" technology - 2 DIN modules
○ F411/4	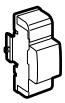 Actuator with 4 independent relays - for single, double or mixed loads: 2 A resistive, 2 A incandescence lamps, 500 W for reducer motors, 2 A cosφ 0,5 for ferromagnetic transformers and 70 W for fluorescent lamps - logic relay interlock via configuration - 2 DIN modules

Item	Actuators for centralisations
○ BMSW1003	ON/OFF actuator, 4 independent outputs with maximum load 16 A at 230 Va.c., clamp connection and RJ45, IP20 protection index, power supply 100/240 Va.c. 50/60 Hz, pushbuttons for load direct control - zero-crossing function - 6 DIN modules
○ BMSW1005	ON/OFF actuator, "Zero Crossing" technology, 8 independent outputs with maximum load 16 A at 230 V a.c., clamp connection, IP20 protection index, power supply100/240 V a.c. 50/60 Hz, pushbuttons for load direct control - 10 DIN modules
○ F401	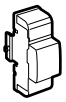 Actuator with 2 internal relays and 4 pushbuttons. In addition to monostable and bistable UP/DOWN operation, the actuator also places the shutter in a stored (PRESET) position - 2 DIN modules

LOADS THAT CAN BE DRIVEN (250 V∿ 50/60 Hz)

Actuators	Type						
	 Energy saving incandescence and halogen lamps	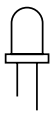 LED lamps	Linear fluorescent lamps 1)	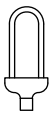 Compact fluorescent lamps	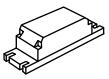 Electronic transformers 3)	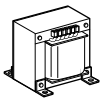 Ferromagnetic transformers 2) 3)	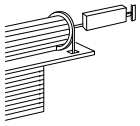 Reducer motors for shutters 4)
3476	2 A 460 W	40 W Max 1 lamp	- -	40 W Max 1 lamp	- -	2 A cosϕ 0,5 460 VA	- -
F411U2	10 A 1380 W	250 W Max 4 lamps	4 A 230 W	250 W Max 4 lamps	4 A 230 W	4 A cosϕ 0,5 460 VA	2 A 460 W
F411/4	2 A 460 W	70 W Max 2 lamps	0.3 A 70 W	70 W Max 2 lamps	0.3 A 70 W	2 A cosϕ 0,5 460 VA	2 A 460 W
BMSW1003	16 A 3680 W	2.1 A 500 VA	10 X (2 X 36 W) 4.3 A	1150 W 5 A	16 A 3680 W	16 A 3680 W	- -
BMSW1005	16 A 3680 W	2.1 A 500 VA	4.3 A 10X2X36 W	5 A 1150 VA	16 A 3680 W	16 A 3680 W	- -
F401							2 A 250 Va.c.

Notes:
1) Power factor corrected fluorescent lamps, discharge lamps.
2) Account must be taken of the transformer yield to calculate the effective power of the load connected to the actuator. For example if a dimmer is connected to a 100 VA ferromagnetic transformer with yield 0.8, the effective power of the load will be 125 VA.
3) The transformer must be loaded at its rated power and however never less than 90% of this power. It is preferable to use a single transformer rather than several transformers in parallel. For example it is better to use a single 250 VA transformer with 5 50W spotlights connected rather than use 5 50 VA transformers in parallel each with a 50 W spotlight.
4) The symbol on the actuators refers to the shutter reducer motors.

□ **White** colour cover ■ **Black** colour cover ■ **Sand** colour cover ○ Neutral item (without cover)

Items in red colour: New products

Living Now MyHOME_Up

eliot

dimmer actuators for lights, shutters and different loads

F413N

BMDI1002

F429

F416U1

F418U2

Item	Dimmers for centralisations
○ F413N	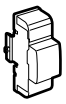 1-output dimmer to supply fluorescent lamps or LED sources with input 1-10 V for single loads up to 2.5 A at 230 Va.c. – type of screw connection - power supply 27 Vd.c. – absorption 30 mA – max 10 ballast that can be connected (clamps 1-2) - with pushbutton for load direct control - version for fastening on DIN rail - 2 modules
○ BMDI1002	1/10V dimmer, "Zero Crossing" technology, 4 outputs with maximum load 4.3 A at 230 V a.c., clamp connection, IP20 protection index, power supply100/240 V a.c. 50/60 Hz, pushbuttons for load direct control - 10 DIN modules
○ F429	DALI dimmer with 8 independent outputs for the connection of up to 16 DALI reactors for each output – 230 V a.c. power supply 50/60 Hz; 110 - 240 Vd.c. – absorption 5 mA - with pushbutton for load direct control - version for fastening on DIN rail - 6 modules

Item	Multi-load dimmers for centralisations
○ F416U1	Multi-load dimmer, 1 output with maximum load 4.3 A at 230 Va.c., clamp connection and RJ45, IP20 protection index, power supply 100/240 Va.c. 50/60 Hz, pushbutton for load direct control - 6 DIN modules
○ F418U2	Two-channel dimmer for the management of dimmer LEDs, dimmer compact fluorescent lamps (CFL), energy saving halogen lamps and electronic transformers at 110-230V. Possibility of parallelisation of the two channels to increase the maximum power which can be managed. power supply 27 Vd.c., absorption 18 mA - version for fastening on DIN rail - 4 modules

LOADS THAT CAN BE DRIVEN (230 V∿ 50/60 HZ)							
Actuators	Type						
		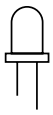			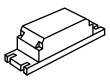	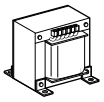	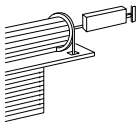
	Energy saving incandescence and halogen lamps	LED lamps	Linear fluorescent lamps [1]	Compact fluorescent lamps	Electronic transformers [3]	Ferromagnetic transformers [2] [3]	Reducer motors for shutters [4]
BMDI1002	Dimmer for ballast - 4 x 4.3 A outputs - 4x 1000VA@ 230 Vac - 4x500VA@ 230 Vac						
F413N	- -	- -	2 A 460 W [5] Max 10 ballast, type T5, T8, compact or driver for LED	- -	- -	- -	- -
F414	0.25 - 4.3 A 60 - 1000 VA	- -	- -	- -	- -	0.25 - 4.3 A 60 - 1000 VA	- -
F416U1	4.3 A 40 - 1000 W	- -	- -	- -	4.3 A 40 - 1000 W	4.3 A 40 - 1000 W	- -
F418U2	2x300 W	2x300 VA	-	2x300 VA	2x300 VA	2x300 VA	-
F429	SCS/DALI dimmer interface - 8 x16 ballast						

Notes:

1) Power factor corrected fluorescent lamps, discharge lamps. 2) Account must be taken of the transformer yield to calculate the effective power of the load connected to the actuator.
For example if a dimmer is connected to a 100 VA ferromagnetic transformer with yield 0.8, the effective power of the load will be 125 VA.

3) The transformer must be loaded at its rated power and however never less than 90% of this power. It is preferable to use a single transformer rather than several transformers in parallel. For example it is better to use a single 250 VA transformer with 5 50W spotlights connected rather than use 5 50 VA transformers in parallel each with a 50 W spotlight.

4) The symbol on the actuators refers to the shutter reducer motors.

5) Only compatible with lamps with 1/10 V ballast.

□ **White** colour cover ■ **Black** colour cover ■ **Sand** colour cover ○ Neutral item (without cover)

Items in red colour: New products

BMSE3003

048834

K4649

KW17

KG17

BMSO4001

BMSO4003

048971
048875

Devices to be completed with appropriate cover as indicated below

Item	Lighting/movement sensors
○ BMSE3001	passive infrared SCS sensor for the detection of movement and the lighting level. Ceiling flush mounted installation using springs or installation boxes; surface installation using surface installation box, item 048875; IP20 protection index; RJ45 clamp connection; 8 m (50 m2) diameter coverage area for a 2.5 m installation height, maximum installation height 6 m; 27 V d.c. power supply from bus, absorption 12 mA; regulation with basic/advanced remote control (BMSO4003 and BMSO4001) or through configuration software, of the lighting level, from 5 to 1275 LUX, of the time delay, from 30 s to 255 h, and of the main operating parameters; Push&Learn pushbutton
○ BMSE3003	Double technology SCS sensor: passive infrared for the detection of presence and the lighting level. Ceiling flush mounted installation using springs or installation boxes; surface installation using surface installation box, item 048875; IP20 protection index; RJ45 clamp connection; 8 m diameter (50 m2) infrared coverage area for a 2.5 m installation height, 11 mm diameter (95 m2) ultrasound coverage area for a 2.5 m installation height, maximum installation height 6 m; 27 V d.c. power supply from BUS, absorption 17 mA; regulation with basic/advanced remote control (BMSO4003 and BMSO4001), or through configuration software, of the lighting level, from 5 to 1275 LUX, of the delay, from 30 s to 255 h, and of the main operating parameters; Push&Learn pushbutton
○ 048834	IP55 passive IR (PIR) movement sensor, suitable for the detection of movement in outdoor or indoor transit areas (corridors, cellars, garage paths). Coverage area: 140° x 15m at 2.5m high. Operating mode (automatic or manual), time delay (5 s to 59min), and brightness threshold (20 to 1275 LUX) settable using the advanced/basic (BMSO4001/BMSO4003) configuration remote control; physical or virtual configuration. Wall or angular installation by means of accessory item 048971

Item	PIR passive infrared sensors
○ K4659	Green Switch: passive IR (PIR) sensor, suitable for the detection of presence in transit areas (corridors, toilets, service rooms). Operating mode (automatic or manual), time delay (5 s to 59min), and brightness threshold (20 to 1275 LUX) settable using the advanced/basic (BMSO4001/BMSO4003) configuration remote control; physical or virtual configuration. - 2 modules

Cover for K4659

□ KW17	White
■ KG17	Black
□ KM17	Sand

Configuration remote controls

○ BMSO4001	The advanced configuration remote control, with IR transmitter and receiver, adjusts the main operating parameters of: Switch Sensor, Green Switch and SCS compatible sensors. With display for the acquisition of the parameters set on the sensors and to modify them. Batteries charged by USB mini port.
○ BMSO4003	The basic configuration remote control, with IR transmitter, adjusts the main operating parameters of: Switch Sensor, Green Switch and SCS compatible sensors. Modification of parameters only possible for preset values, battery recharge not available

Installation accessories

○ 048875	Ceiling mounted box compatible with the sensors: BMSE3001 and BMSE3003, IP20 protection index, dimensions Ø 100 x 50 mm
○ 048971	Angle installation accessory, compatible with the 048834 accessory, IP42 protection index, dimensions (hxlxd) 115 x 75 x 40 mm

FEATURES OF THE LIGHTING/MOVEMENT SENSORS

SCS sensors	048834	BMSE3001	BMSE3003
Installation	wall mounted	ceiling flush mounted	
Type of operation	AUTO/ECO/WALKTHROUGH	AUTO/ECO/WALKTHROUGH	
Sensor technology	PIR	PIR	PIR+US
Power supply	27 V d.c. from Bus	27 V d.c. from Bus	
Protection index	IP55	IP20	
Coverage area at 2.5 m	15 m x 6 m	Ø 8 m	Ø 11 m
Coverage angles (v/h)	45°/140°	90/360°	
Lighting level	5 lux - 1275 lux	5 lux - 1275 lux	
Switching off delay	5 s 59 min 59 h	30 s - 255 h 59 min 59 sec	
Factory adjustments	300 lux - 15 min	300 lux - 15 min	
Connection type	SCS clamp	RJ45 connector	

□ **White** colour cover ■ **Black** colour cover □ **Sand** colour cover ○ Neutral item (without cover)

Items in red colour: New products

Living Now MyHOME_Up
temperaature control

eliot

KW4691

KG4691

KM4691

3454

F430/2

F430R8

F430V10

Devices to be completed with appropriate cover as indicated below

Item	Thermostat
	Probe with backlit display that controls the temperature of an individual zone. It features an input for the connection of a contact line (e.g. window contact). It can be used for the management of different types of systems, and the adjustment of the fan speed when fan coils are used. Possibility of automatic operation (summer/winter), with compatible systems - 2 modules
☐ KW4691	White
■ KG4691	Black
☐ KM4691	Sand

Item	Probe without display
○ 3454	Temperature probe in basic module with wired sensor - to be associated to the temperature sensor item 3457 and Vantage probe item 8051

	Accessories
○ 3457	Temperature probe to be associated to the probe item 3454

	Actuators
○ F430/2	Actuator with 2 independent relays – for single and double loads: 6 A resistive, 2A motor driven valves and pumps - configuration based logic relay interlock - 2 DIN modules
○ F430/4	Actuator with 4 independent relays - for single, double or mixed loads: 4 A resistive, 1 A motor driven valves, pumps and fan coils - configuration based logic relay interlock - 2 DIN modules
○ F430R8	Actuator with 8 independent relays for the control of on-off valves, motorised valves (open-close and three points), pumps and fan coils with 2 and 4 tubes - 4A resistive, 1A motor valves, pumps and fan-coils- SCS-bus connection - 4 DIN modules
○ F430R3V10	Actuator with 3 independent relays and 2 x 0-10 Volts outputs for the control of fan coils with 2 and 4 tubes with proportional 0-10 Volt valves - 4A resistive, 1A fan coil - SCS-BUS connection - 4 DIN modules
○ F430V10	Actuator with 2 x 0-10 Volt outputs for the control of 0-10 proportional valves - SCS-BUS connection - 2 DIN modules

☐ **White** colour cover ■ **Black** colour cover ☐ **Sand** colour cover ○ Neutral item (without cover)

Items in red colour: New products

F520

3523

F521

F522

F523

3508BUS

E46ADCN

E49

3515

336904

Item	Consumption display
○ F520	Meter for the measurement of electricity on a maximum of 3 lines, by connecting 3 toroids to the appropriate inputs. Version for fastening on DIN rail - 1 module. The device is fitted with 1 toroid.
○ 3523	Additional electricity meter toroid, item F520 and for actuator with sensor, item F522 for the measurement of the earth leakage current. Cable length 400 mm.

	Load control management
○ F521	Central unit for the management and control of the actuators of the load control system, to prevent the risk of detachment of the limiter of the electricity supplier. The central unit manages up to 63 loads, a contract power between 1.5 and 18 kW, and tolerance up to +/- 20%. It integrates an electricity meter for the controlled line. Version for fastening on DIN rail - 1 module. The device is fitted with 1 toroid.
○ F522	Actuator with integrated current sensor for the measurement of the controlled load consumptions. 1 relay - 10 A for incandescence lamps and 4 A for fluorescent lamps or ferromagnetic transformers, and 500 for compact fluorescent and LED lamps - Bistable relay with zero crossing for the Automation and/or Load control management functions. Version for fastening on DIN rail - 1 module. Earth leakage control by connecting the additional toroid, item 3523.
○ F523	1 relay actuator - for incandescence lamps and 4 A for fluorescent lamps or ferromagnetic transformers, and 500 W for compact fluorescent and LED lamps - bistable relay with zero crossing for the Automation and/or Load control management functions. Version for fastening on DIN rail - 1 module.

	Accessories
○ 3508BUS	removable clamp for BUS connection - width 3.81 mm
○ 3508U2	removable clamp 2 poles
○ 3508U3	removable clamp 3 poles

Item	Power supplies
○ E46ADCN	Power supply - input 230 Va.c. output 27 Vd.c. SELV - maximum absorbed current 450mA - installation on DIN profile for flush mounted or wall-mounted switchboards - 8 DIN modules
○ E49	Compact power supply - input 230 Va.c. - output 27 Vd.c. Maximum current delivered 600 mA - 2 DIN modules.

	Various accessories
○ 3515	spare removable clamp

	Connection cables
○ L4669	Sheathed pair made up of 2 flexible wires with unshielded plaited sheath - insulation 300/500 V - complies with standards CEI 46-5 and CEI 20-20 - coil length 100 metres
○ L4669/500	as above - in 500 m coils
○ L4669KM1	As above - reel lenght 1000 m (1)
○ 336905	As above - low toxicity cable without halogens - ideal for application in environments where fire hazard safety is critical - coil length 200 metres
○ 336904	Specific cable with 2 twisted conductors. It can be installed in underground piping, in accordance with standards (CEI 20-13 and CEI 20-14). It ensures the best performance in video systems (higher distance between EP and Handset when compared with other cables). 200 m coil

System	Cable	
	L4669 - L4669/500 L4669KM1 - 336905	336904
Automation	●	●(1)
Energy Management/Consumption Display	●	●(1)
Temperature control	●	●(1)
Video door entry system		●

NOTE (1): for systems underground cable sections

□ **White** colour cover ■ **Black** colour cover ■ **Sand** colour cover ○ Neutral item (without cover)

Items in red colour: New products

Living Now

INSTALLATION AND COVER PLATE RANGE

SELECTION TABLE

	2 modules	2+2 modules	2+2+2 modules	2+2+2+2 modules
Flush mounted boxes	502E (70x70x50 mm)	502E (70x70x50 mm)	502E (70x70x50 mm)	502E (70x70x50 mm)
Plasterboard boxes	PB502N (Ø 71x50.5 mm)	PB502N (Ø 71x50.5 mm)	PB502N (Ø 71x50.5 mm)	PB502N (Ø 71x50.5 mm)
Supports	K4702 (*)	K4702 (*)	K4702 (*)	K4702 (*)
No. of function modules	2 modules	2+2 modules	2+2+2 modules	2+2+2+2 modules
Living Now cover plates	KA4802...(**)	KA4802M2...(**)	KA4802M3...(**)	KA4802M4...(**)
No. of 1-module covers required for the completion of the light point	2 covers	2+2 covers	2+2+2 covers	2+2+2+2 covers

Note: (*) supplied without screws. Fastening using the screws supplied with boxes 502E and PB502N.
(**) both horizontal and vertical installation

- Note: protective shell supplied with supports, available in all modularities.

To be used:
- at the site, before the installation of cover plates and covers
- after removing cover plates and covers when painting the walls

Living Now
installation examples

EXAMPLE OF INSTALLATION OF THE LIGHT POINT WITH 1-MODULE COVER



EXAMPLE OF LIGHT POINT COMPOSITION

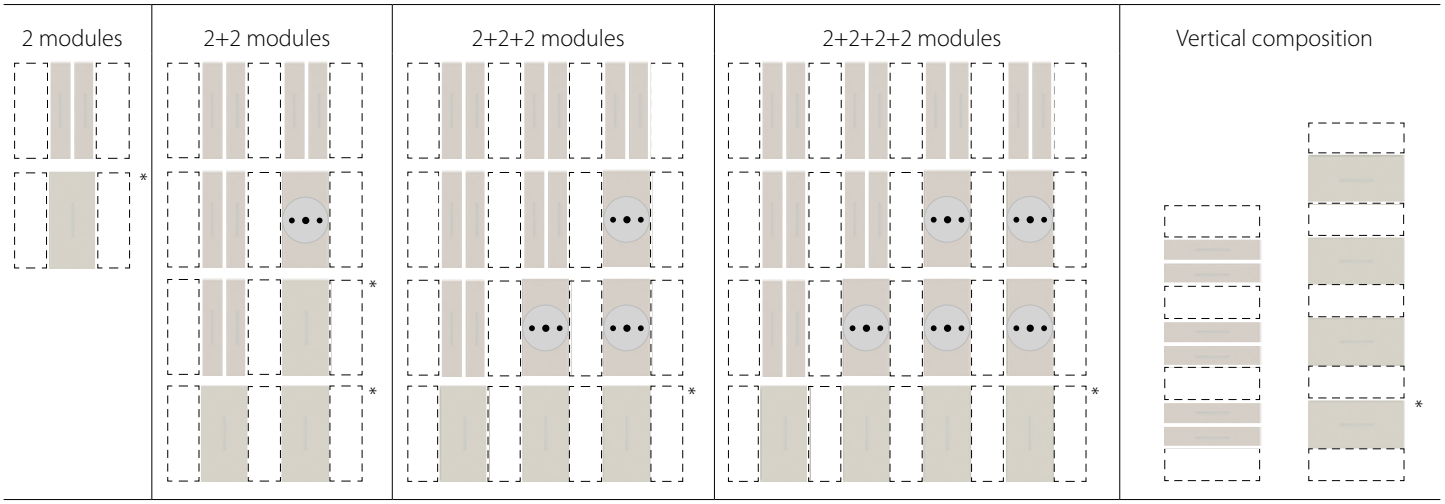

*** Note:** for solutions using one 2-module cover for the main controls, it will be necessary to use two "half-module blanking modules" (item K4949) at the sides of the control. (see the sample diagrams below)

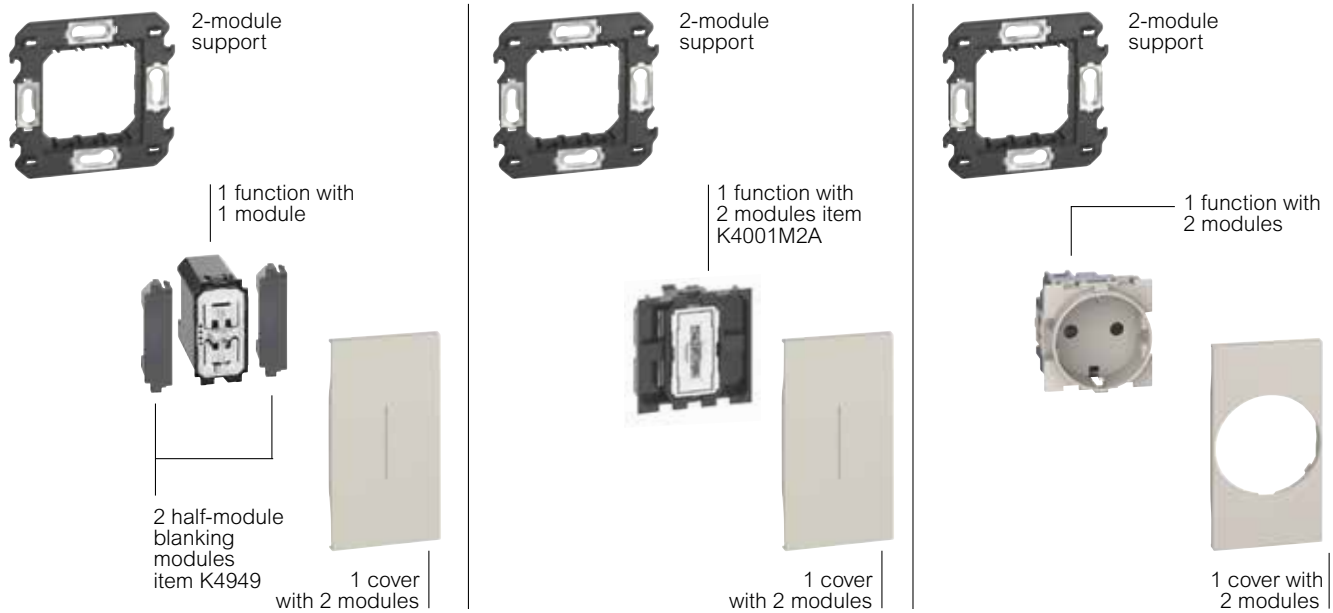

SELECTION TABLE

	2 modules	3 modules	4 modules	6 modules
Flush mounted boxes	502E (70x70x50 mm)	 503E (108x74x53.5 mm)	504E (133x74x53.5 mm)	 506L (183.5x90x53.5 mm)
Plasterboard boxes	PB502N (Ø 71x50.5 mm)	PB503N (110x71x52 mm)	PB504N (132.5x71x52 mm)	PB506N (183x71x52 mm)
Supports	 K4702 (*)	K4703 with screws	K4704 with screw	K4706 with screw
No. of function modules	2 modules	3 modules	 4 modules	 6 modules
Living Now cover plates	KA4802...	KA4803...	KA4804...	 KA4806...
No. of 1-module covers required for the completion of the light point	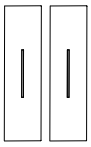 2 covers	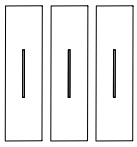 3 covers	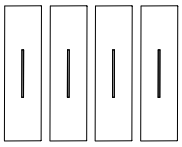 4 covers	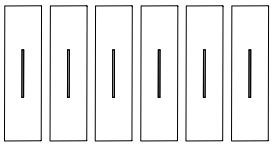 6 covers

* Note: supplied without screws. Fastening using the screws supplied with boxes 502E and PB502N.

PROTECTED INSTALLATIONS

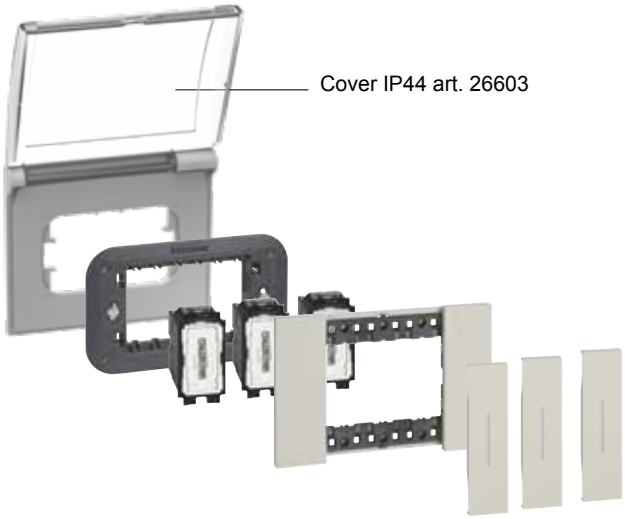

- Note: protective shell supplied with supports, available in all modularities.

To be used:
- at the site, before the installation of cover plates and covers
- after removing cover plates and covers when painting the walls

Living Now
installation examples

EXAMPLE OF INSTALLATION OF THE LIGHT POINT WITH 1-MODULE COVER

EXAMPLE OF LIGHT POINT COMPOSITION

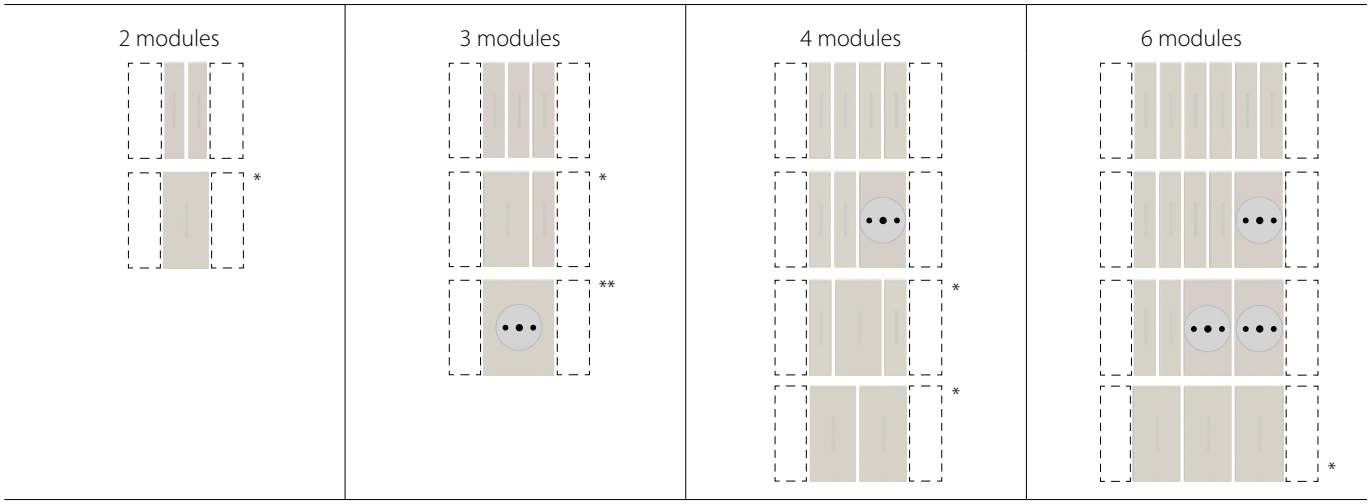

* Note: for solutions using one 2-module cover for the main controls, it will be necessary to use two "half-module blanking modules" (item K4949) at the sides of the control. (see the sample diagrams below)
** German standard socket centred on 3-module light point

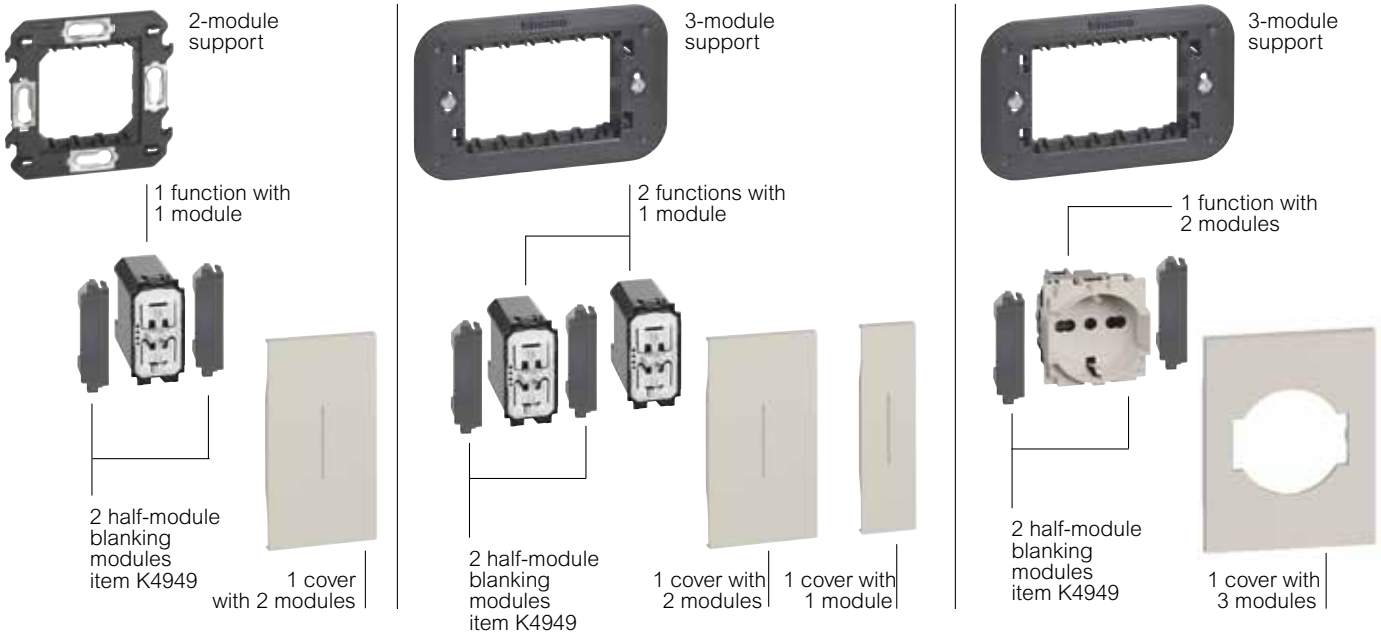

COMPOSITION OF DIGITAL CONTROLS

For each type of box, the electrified frames used and the number of devices and the accessories that can be installed are indicated.

	2 modules	3 modules	4 modules
Flush mounted boxes	502E (70x70x50 mm)	 503E (108x74x53.5 mm)	504E (133x74x53.5 mm)
Plasterboard boxes	PB502N (ø 71x50,5 mm)	PB503N (110x71x52 mm)	PB504N (132.5x71x52 mm)
Supports	K8102	K4703 with screws	K4704 with screws
Flush mounted boxes - connection module K8001; - actuators K8002L and e K8002S; - additional power supply K8003 (2 modules).	*  3 modules		* 4 modules
Blanking module K4950	max. 2 blanking modules		max. 3 blanking modules
Electrified frame	 3 modules ..8102P1	 3 modules ..8103	3+1 modules ..8103P1	4 modules ..8104	 4+1 modules ..8104P1
Voice control item ..8013 (3 modules) Digital control Light item ..8010 and Full item ..8011 Cover for blanking module item 4950					

WARNING FOR THE SELECTION OF THE DEVICES:

1. Note (*) The connection module is necessary; its position is free inside the box.
2. If the installation of the additional power supply, item K8003, is required for the voice command, item ....8013 (see the MyHOME_Up guide for the details), connection module item K8001 must not be installed. The additional power supply (space required 2 modules) can only be installed in the electrified frame or together with 1 or 2 actuators, depending on the size of the box.

INSTALLATION EXAMPLE OF THE DIGITAL CONTROLS

Installation with flush-mounted actuator

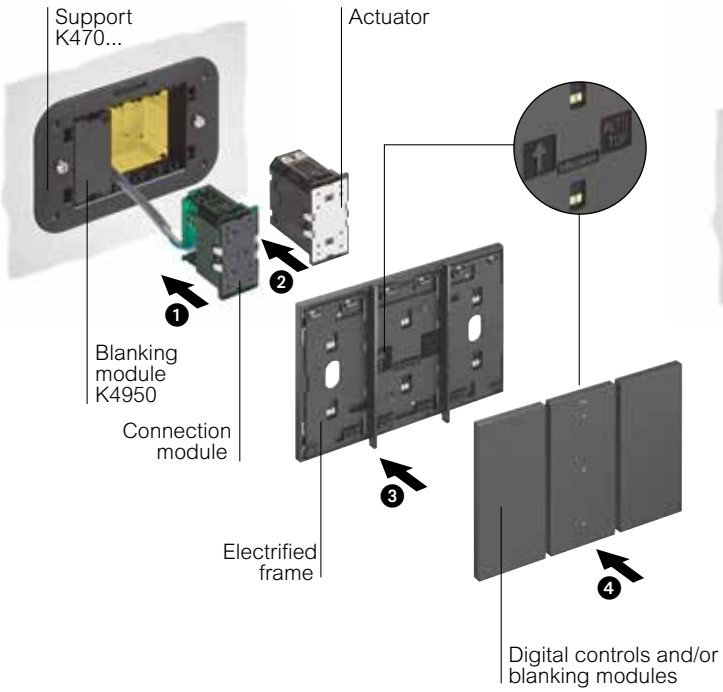

Use in conjunction with the connection module, or another actuator, to take up the power voltage.

Installation with actuator in DIN switchboard

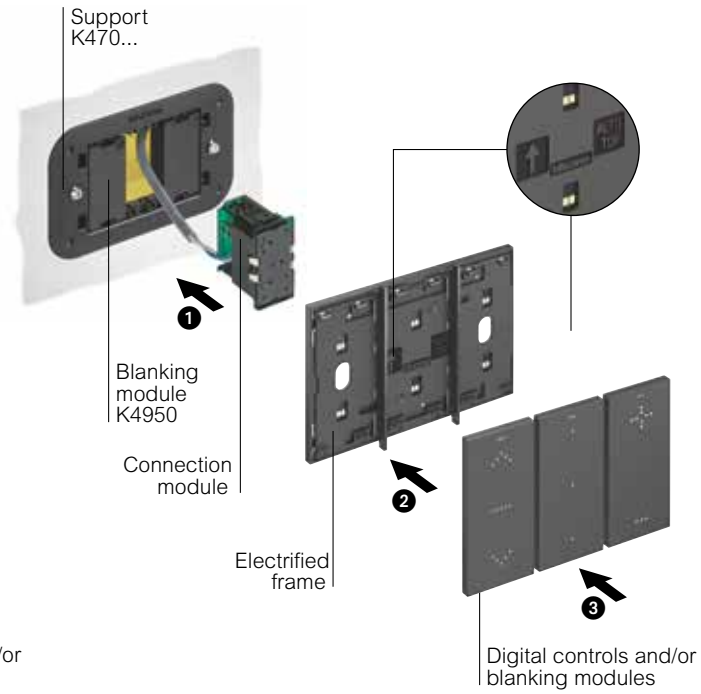

At the side of the connection module, install 2 false poles, item K4950, in any position.

Installation of the voice control

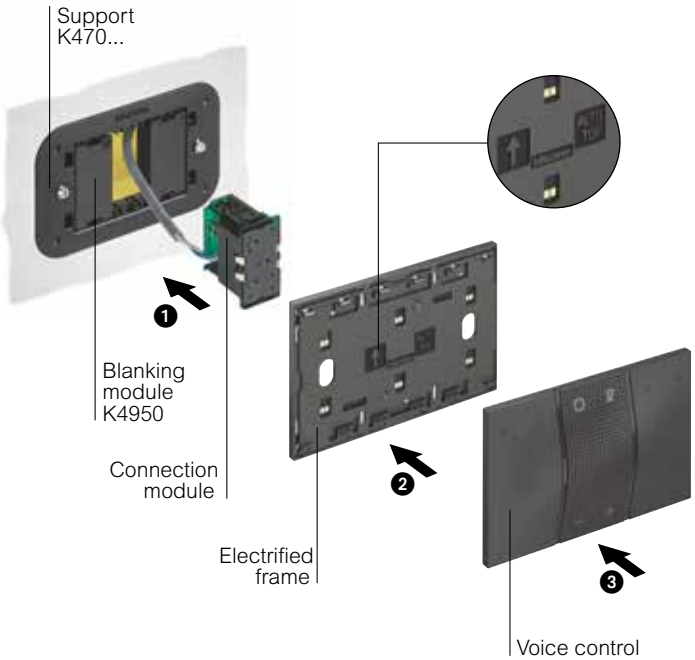

Remove the finishing bars from the electrified frame.
When installing power supply item K8003, connection module item K8001 must not be used.

Living Now

european standard installation - range of cover plates - 2 module installation

WHITE

WHITE - **KW**
(Material: techno polymer)

GOLD - **ZW**
(Material: zamak)

MOON - **NW**
(Material: zamak)

ICE - **DW**
(Material: techno polymer)

SKY - **DA**
(Material: techno polymer)

PIXEL - **MW**
(Material: techno polymer - pixel effect)

SAND

SAND - **KM**
(Material: techno polymer)

COPPER - **ZM**
(Material: zamak)

OAK - **LM**
(Material: wood)

AURA - **DM**
(Material: techno polymer)

OPTIC - **MM**
(Material: techno polymer - pixel effect)

Notes:
- The cover plate/cover combinations shown in these pages are purely indicative. Each cover plate can in fact be combined with covers of any colours, as required by the customer (white, sand and black).
- The zamak and wood finishes are obtained using non-mass production procedures. The differences among the various cover plates are therefore a distinguishing valuable element.

BLACK

BLACK - **KG**
(Material: techno polymer)



SPACE - **NG**
(Material: zamak)



STEEL - **ZG**
(Material: zamak)

WALNUT - **LG**
(Material: wood)

NIGHT - **DG**
(Material: techno polymer)

SELECTION TABLE

Finish		2 modules	2+2 modules	2+2+2 modules	2+2+2+2 modules
	WHITE	KA4802KW	KA4802M2KW	KA4802M3KW	KA4802M4KW
	GOLD	KA4802ZW	KA4802M2ZW	KA4802M3ZW	KA4802M4ZW
	MOON	KA4802NW	KA4802M2NW	KA4802M3NW	KA4802M4NW
	ICE	KA4802DW	KA4802M2DW	KA4802M3DW	KA4802M4DW
	SKY	KA4802DA	KA4802M2DA	KA4802M3DA	KA4802M4DA
	PIXEL	KA4802MW	KA4802M2MW	KA4802M3MW	KA4802M4MW
	SAND	KA4802KM	KA4802M2KM	KA4802M3KM	KA4802M4KM
	COPPER	KA4802ZM	KA4802M2ZM	KA4802M3ZM	KA4802M4ZM
	OAK	KA4802LM	KA4802M2LM	KA4802M3LM	KA4802M4LM
	AURA	KA4802DM	KA4802M2DM	KA4802M3DM	KA4802M4DM
	OPTIC	KA4802MM	KA4802M2MM	KA4802M3MM	KA4802M4MM
	BLACK	KA4802KG	KA4802M2KG	KA4802M3KG	KA4802M4KG
	SPACE	KA4802NG	KA4802M2NG	KA4802M3NG	KA4802M4NG
	STEEL	KA4802ZG	KA4802M2ZG	KA4802M3ZG	KA4802M4ZG
	WALNUT	KA4802LG	KA4802M2LG	KA4802M3LG	KA4802M4LG
	NIGHT	KA4802DG	KA4802M2DG	KA4802M3DG	KA4802M4DG
Supports		K4702	K4702 (x 2)	K4702 (x 3)	K4702 (x 4)

Items in red colour: New products

Living Now

italian standard installation - range of cover plates - 1 module installation

WHITE



WHITE - **KW**
(Material: techno polymer)



GOLD - **ZW**
(Material: zamak)

MOON - **NW**
(Material: zamak)

ICE - **DW**
(Material: techno polymer)

SKY - **DA**
(Material: techno polymer)

PIXEL - **MW**
(Material: techno polymer - pixel effect)

SAND

SAND - **KM**
(Material: techno polymer)

COPPER - **ZM**
(Material: zamak)

OAK - **LM**
(Material: wood)



AURA - **DM**
(Material: techno polymer)

OPTIC - **MM**
(Material: techno polymer - pixel effect)

Notes:
- The cover plate/cover combinations shown in these pages are purely indicative. Each cover plate can in fact be combined with covers of any colours, as required by the customer (white, sand and black).
- The zamak and wood finishes are obtained using non-mass production procedures. The differences among the various cover plates are therefore a distinguishing valuable element.

BLACK

BLACK - **KG**
(Material: techno polymer)



SPACE - **NG**
(Material: zamak)



STEEL - **ZG**
(Material: zamak)

WALNUT - **LG**
(Material: wood)



NIGHT - **DG**
(Material: techno polymer)

SELECTION TABLE

Finish		2 modules	3 modules	4 modules	6 modules
	WHITE	KA4802KW	KA4803KW	KA4804KW	KA4806KW
	GOLD	KA4802ZW	KA4803ZW	KA4804ZW	KA4806ZW
	MOON	KA4802NW	KA4803NW	KA4804NW	KA4806NW
	ICE	KA4802DW	KA4803DW	KA4804DW	KA4806DW
	SKY	KA4802DA	KA4803DA	KA4804DA	KA4806DA
	PIXEL	KA4802MW	KA4803MW	KA4804MW	KA4806MW
	SAND	KA4802KM	KA4803KM	KA4804KM	KA4806KM
	COPPER	KA4802ZM	KA4803ZM	KA4804ZM	KA4806ZM
	OAK	KA4802LM	KA4803LM	KA4804LM	KA4806LM
	AURA	KA4802DM	KA4803DM	KA4804DM	KA4806DM
	OPTIC	KA4802MM	KA4803MM	KA4804MM	KA4806MM
	BLACK	KA4802KG	KA4803KG	KA4804KG	KA4806KG
	SPACE	KA4802NG	KA4803NG	KA4804NG	KA4806NG
	STEEL	KA4802ZG	KA4803ZG	KA4804ZG	KA4806ZG
	WALNUT	KA4802LG	KA4803LG	KA4804LG	KA4806LG
	NIGHT	KA4802DG	KA4803DG	KA4804DG	KA4806DG
Supports		K4702	K4703	K4704	K4706

Items in red colour: New products

Living Now

TECHNICAL INFORMATION, DIMENSIONAL DATA

Living Now
how to install the covers

LIGHT POINT INSTALLATION

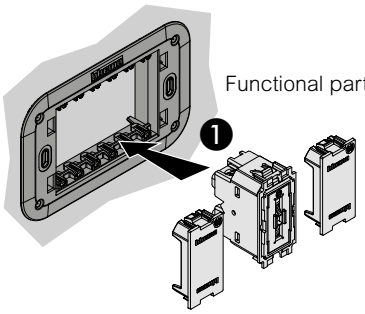

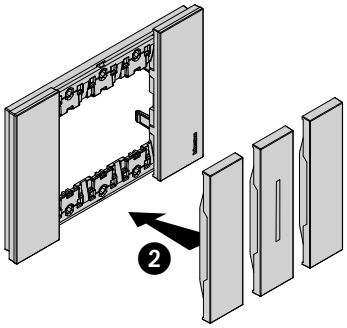

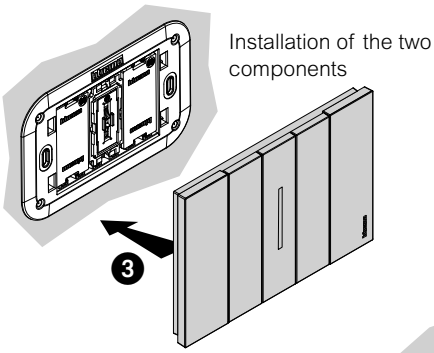



1 - Attach the mechanisms to the support (functional section)
2 - Attach the covers to the frame of the cover plate (aesthetic section)
3 - Install the aesthetic component on the support

REMOVING MOBILE COVERS

Mobile covers are those that move in relation to the light point, to allow the activation of a control (traditional, connected or MyHOME_Up)

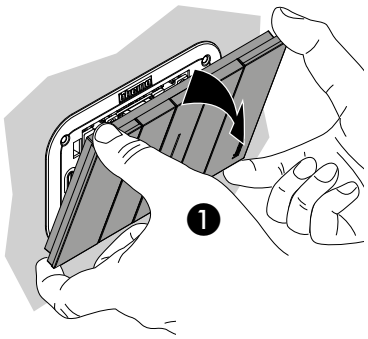

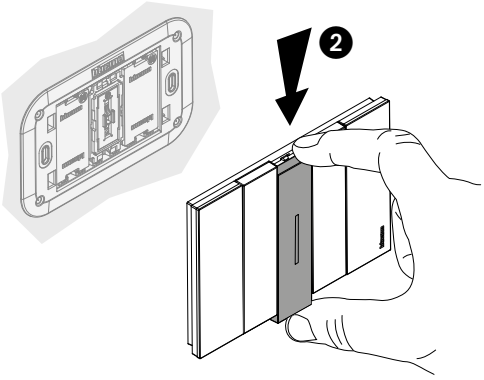

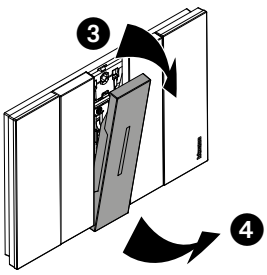

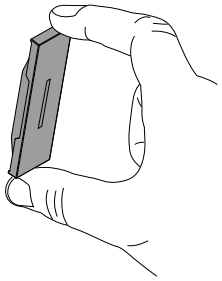

1 - Remove the cover plate from the support
2 - Press the top of the cover
3 - 4 Release the cover, first from the TOP and then the bottom

REMOVING FIXED COVERS

Fixed covers those are attached to the cover plates, such as for example blanking modules and all non-control devices (e.g. sockets, RJ connectors, TV sockets, USB chargers, etc.)

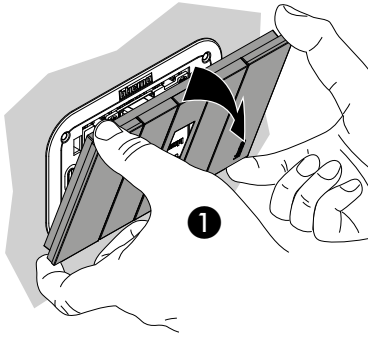

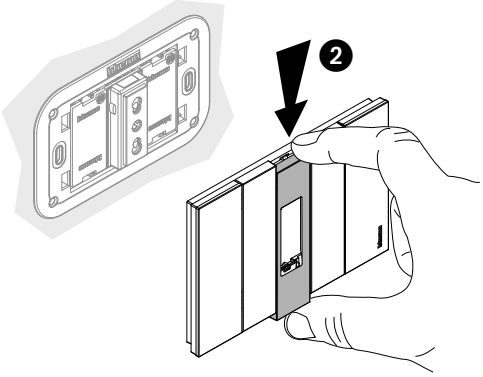

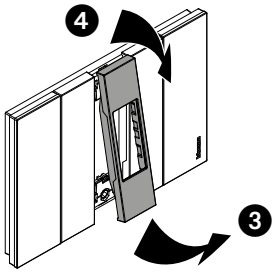

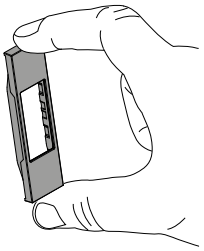

1 - Remove the cover plate from the support
2 - Press the top of the cover
3 - 4 Release the cover, first from the BOTTOM and then the top

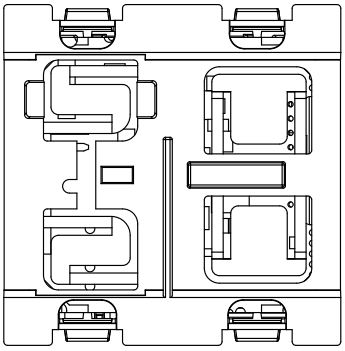

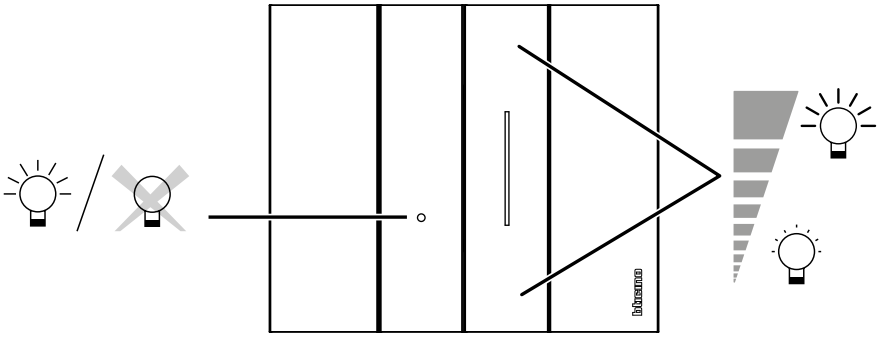

K4410
K4411

Switch the light on and off and bring the light to the desired level with a simple soft touch.
Possibility of setting different brightness levels.
ON/OFF notification LED.

DIMMER ITEM K4410 - TABLE OF MANAGED LOADS

		1 -10 V		
+35°C 0°C 2x2,5mm²		+	+	+
240 V ~ 50/60 Hz	Max	600 VA	600 VA	600 VA
	Min.	20 VA	20 VA	20 VA

DIMMER ITEM K4411 - TABLE OF MANAGED LOADS

		R		L		C/L			
+35°C 0°C 2x2,5mm²				+		+		Can be dimmed	Can be dimmed LED
240 V ~ 50/60 Hz	Max.	400 W	400 W	400 VA	200 VA	400 VA	200 VA	75 W or max. 10 lamps	75 W or max. 10 lamps
	Min.	3 W	3 W	3 VA	3 VA	3 VA	3 VA	3 W	3 W

IR SENSOR ITEM K4430 - TABLE OF MANAGED LOADS

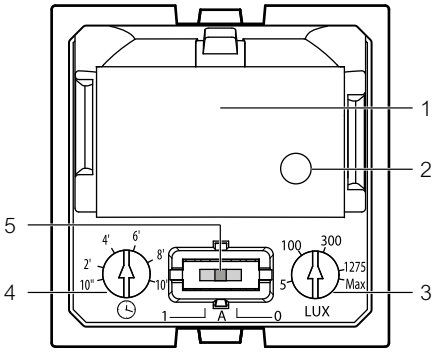

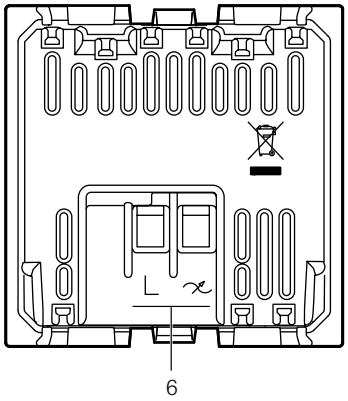

1. PIR sensor
2. Lighting sensor
3. Brightness adjustment
   from 5 lux to 1275 lux
   Max: Test mode
4. Timing adjustment
   from 10 sec.* to 10 min.
5. ON - AUTO - OFF switch
   1: forced switching ON
   A: ON/OFF auto
   0: forced switching OFF
6. Connection clamps

Table of managed loads

+45°C +5°C 2 x 2,5mm²			LED				LED +		+	
Loads	Filament lamp or halogen lamp		LED lamp		Fluorescent compact		Electronic transformer		Ferromagnetic transformer	
240 V ~ 50/60 Hz	Max. 250 W Min. 3 W	1 A 0.02 A	Max. 100 W Min. 3 W	0.4 A 0.02 A	Max. 100 W Min. 3 W	0.4 A 0.02 A	Max. 250 W Min. 3 W	1 A 0.02 A	Max. 250 W Min. 3 W	1 A 0.02 A

IR SENSOR ITEM K4432 - TABLE OF MANAGED LOADS

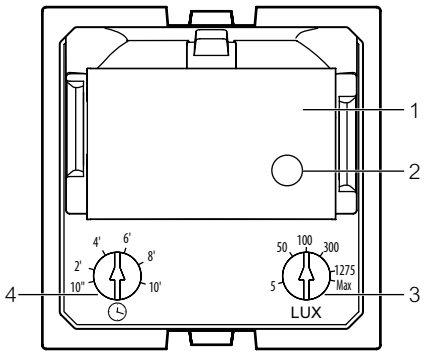

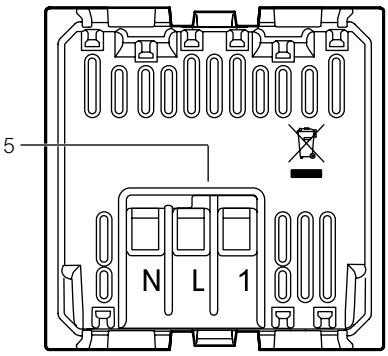

1. PIR sensor
2. Lighting sensor
3. Brightness adjustment
   from 5 lux to 1275 lux*
   Max: Test mode
4. Timing adjustment
   from 10 sec.* to 10 min.
5. Connection clamps

* Factory settings

Table of managed loads

+45°C +5°C 2 x 2,5mm²			LED				+		+	
Loads	Filament lamp or halogen lamp		LED lamp		Fluorescent compact		Electronic transformer		Ferromagnetic transformer	
240 V ~ 50/60 Hz	400 W	1.8 A	200 VA	0.8 A	200 VA	0.8 A	200 VA	0.8 A	200 VA	0.8 A

IR SENSOR ITEM K4431 - TABLE OF MANAGED LOADS

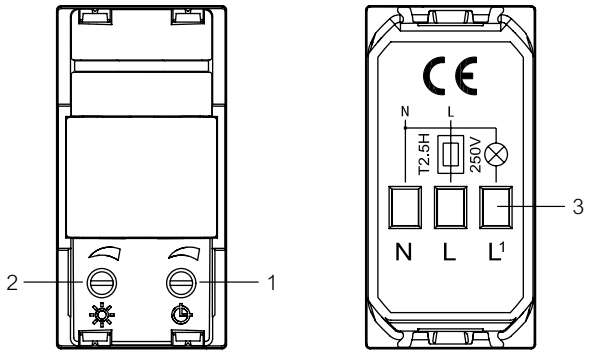

1. Switching off delay adjustment (*)
2. Twilight adjustment (**)
3. Connection clamps

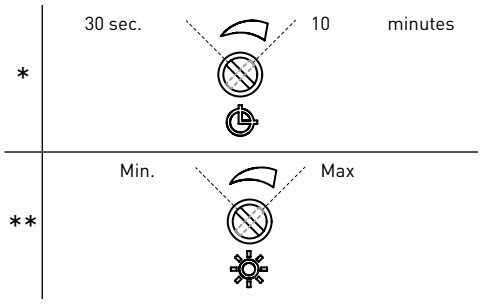

Table of managed loads

+45°C +5°C / 2x2,5mm²											
Loads	Filament lamp or halogen lamp		Electronic transformer		Fluorescent tube		Fluorescent compact or LED lamp		Motor (cosφ=0,5)		
240 V ~ 50/60 Hz	460 W	2 A	460 W	2 A	460 W	2 A	50 W	0.5 A	30 W	2 A	cosφ=0.5

LED SAFETY LAMP< ITEM K4381 - AUTOMATIC OPERATION MODE SELECTION

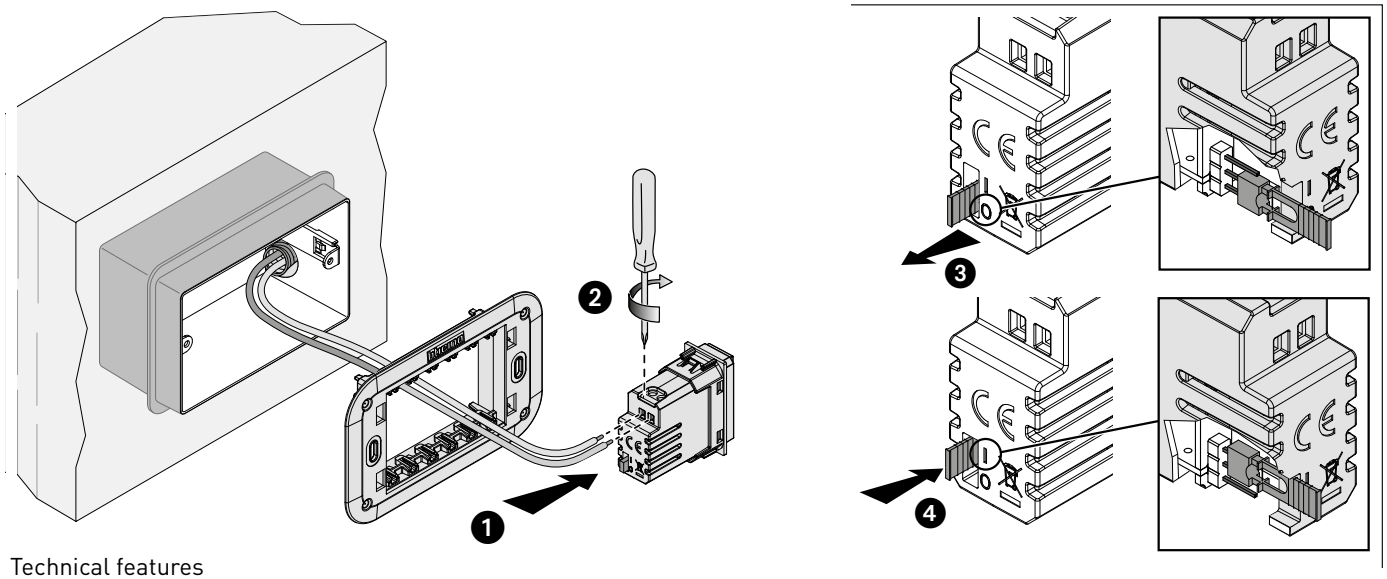

Technical features

Power supply	230 Va.c. , 50/60Hz
Consumption	2.5 VA (0.1 W)
Non-replaceable rechargeable battery	NiMH 3.6 V 140 mAh
Charging time	48 hours
Autonomy	2 hours
Maximum cable section	1 x 1.5 mm²
Light intensity	2400 mcd
Angle of emission	120°
Not pull-out	

Living Now
electronic thermostat

ELECTRONIC ROOM THERMOSTAT ITEM KW4441-KG4441-KM4441

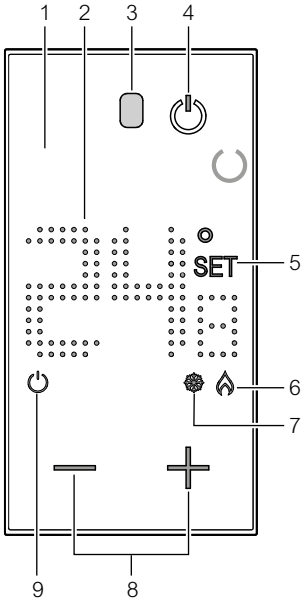

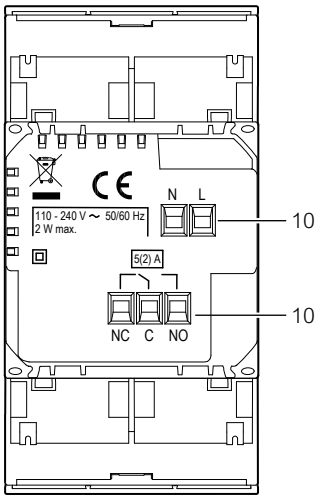

1. Backlit display
2. Temperature display
3. Lighting sensor
4. ON / OFF key
   sets the system (OFF)
   in anti-frost (7 °C) or
   heat-protection (35 °C) mode
5. Temperature setting indicator:
   appears when the temperature
   is being set
6. ON heating indicator
7. ON cooling indicator
8. Keys for temperature setting
9. OFF thermostat indicator
10. Connection clamps

Wiring diagrams

- System only for heating with clean contact (e.g. boiler activation) or heating and cooling with floor system

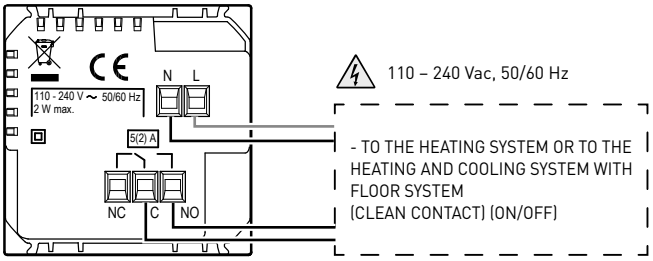

- Heating and cooling with different systems

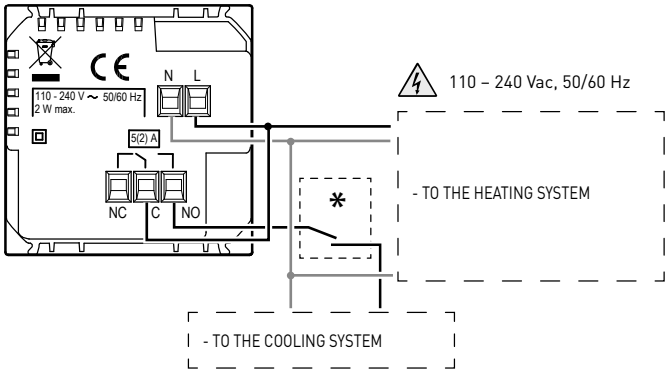

- System only for heating with load to be controlled to the mains voltage (e.g. 230Vac solenoid valve)

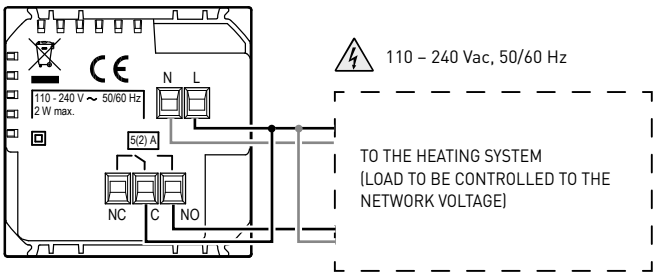

Technical features

Power supply	110 – 240 V∿, 50/60 Hz
Absorption	2 W max
Maximum cable section	1 x 1.5mm²
Operating temperatures	5 – 40 °C
Setpoint temperature	5 – 40 °C; increase of 0.5 °C
Type of operation	1BU
Pollution index	2
Rated pulse voltage	4 kV
Contact output	5(2) A

Technical features for all devices

Technology: ZigBee certified product, Zigbee 3.0 public profile
Performance: 200 m range in a free point-to-point field
Band frequency: from 2.4 to 2.4835 GHz

Connected TWO-WAY SWITCH ITEM K4003C

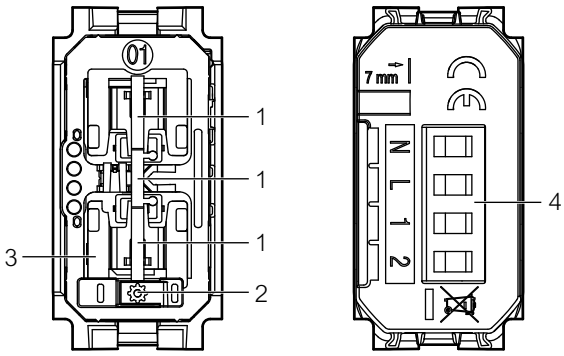

1 - Control pushbutton
2 - Setting pushbutton
3 - Notification LED
- red steady: device not in Zigbee network
- green steady: device in Zigbee network
4 - Connection clamps

Wiring diagram - interrupted

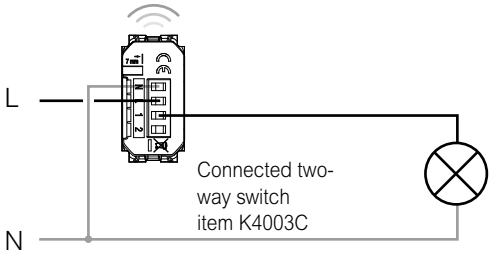

Wiring diagram - redirected or inverted

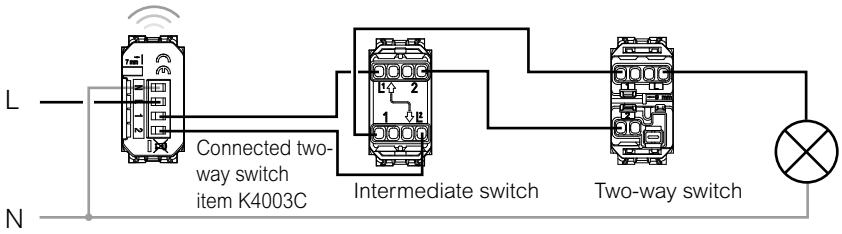

Table of managed loads

+45°C +5°C 2x2,5mm²		LED			
Loads	Filament lamp or halogen lamp	LED lamp	Fluorescent compact	Electronic transformer	Ferromagnetic transformer
240 V∿ 50/60 Hz	250 W	50 W	125 VA	125 VA	125 VA
Technology	ZigBee certified product, Zigbee 3.0 public profile				
Performances	200 m range in a free point-to-point field.				
Power level	REC 70-03: <20dBm				
Band frequency	from 2,4 to 2,4835 GHz				

DIMMER ITEM K/L/N/NT4411C

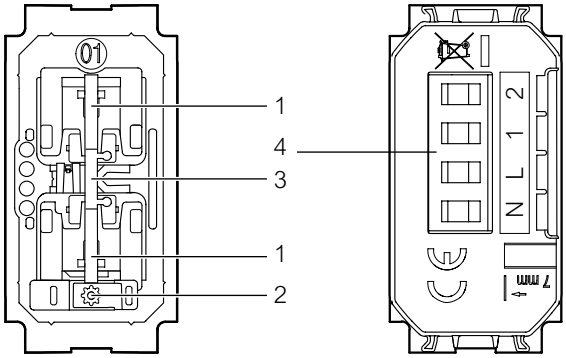

1 - Control pushbutton
2 - Reset pushbutton
3 - Notification LED
4 - Connection clamps

Basic diagram

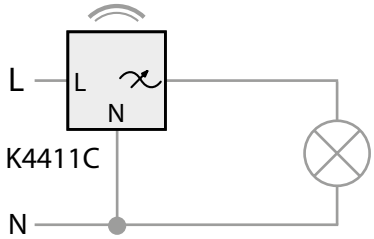

Diagram with remote control pushbuttons

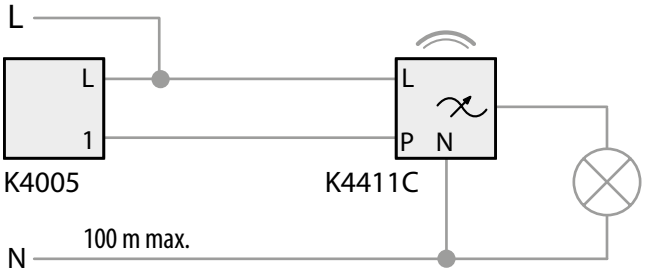

Tecnical features

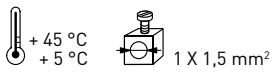

110 – 240 V∿, 50/60 Hz

Loads	Filament lamp or halogen lamp	LED lamp
240 VAC	150 W	150 W
100 VAC	75 W	75 W
Technology	Radio (Wireless meshed network)	
Power level	< 100 mW	
Band frequency	from 2,4 to 2,4835 GHz	

SHUTTERS CONTROL ITEM K4027C

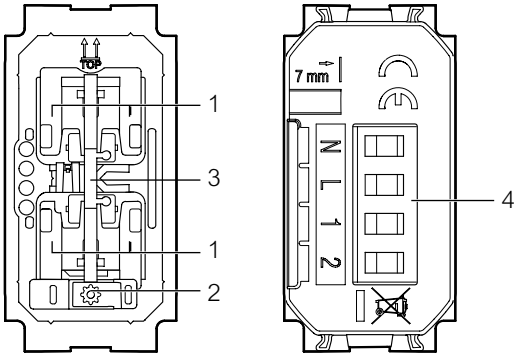

1 - Control pushbutton
2 - Reset pushbutton
3 - Notification LED
4 - Connection clamps

Wiring diagram - interrupted

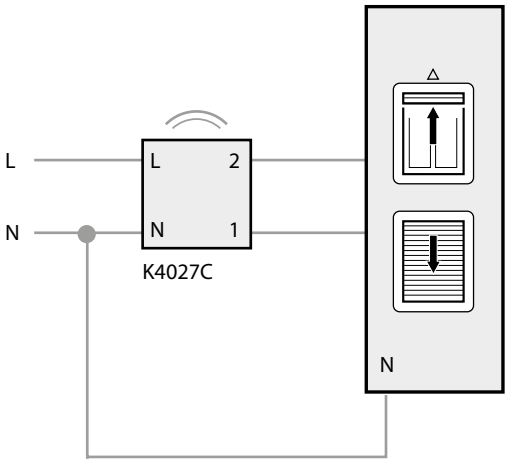

Warning: only compatible with standard motors
(no pulse motors, no radio motors)

Tecnical features

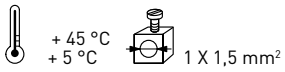

110 – 240 V∿, 50/60 Hz

Loads	Motor for shutters
240 VAC max.	1 x 500 VA
100 VAC max.	1 x 270 VA
Technology	Radio (Wireless meshed network)
Power level	< 100 mW
Band frequency	from 2,4 to 2,4835 GHz

CONNECTED LIGHT RELAY ITEM 3584C

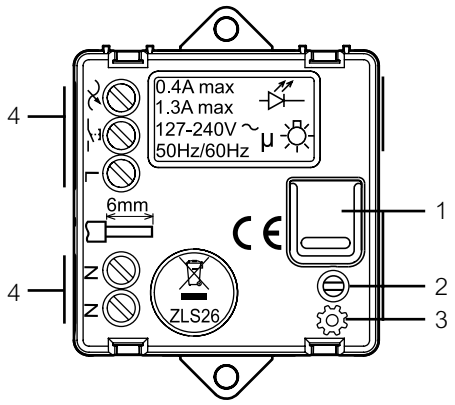

1 - Control pushbutton
2 - Setting pushbutton
3 - Notification LED
- red steady: device not in Zigbee network
- green steady: device in Zigbee network
4 - Connection clamps

Wiring diagram

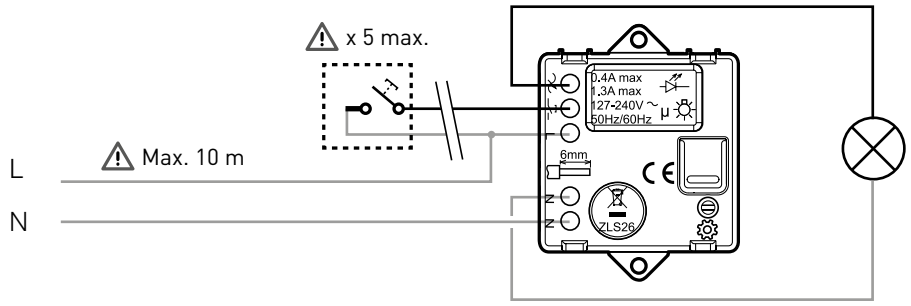

Option: remote control through mechanical pushbutton, not luminous.

Table of managed loads

		R	L			
+45°C +5°C	2 x 2,5mm²		LED			(**)
Loads		Filament lamp or halogen lamp	LED lamp	Fluorescent compact	Electronic transformer	Ferromagnetic transformer
240 V ~ 50/60 Hz	Max.	300 W	(*) 100 W	250 VA	250 VA	250 VA

* or 10 maxi. lamps
** warning: ferromagnetic transformers must be charged at over 60% of their rated power.

CONNECTED MODULE FOR SOCKET ITEM K4531C

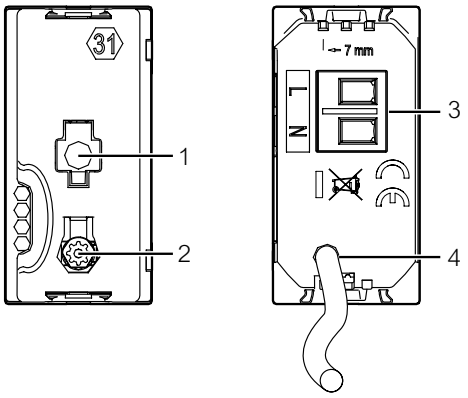

1 - notification LED
- red steady: device not in Zigbee network
- green steady: device in Zigbee network

2 - Setting pushbutton
3 - Connection clamps
4 - load controlled phase cable

Wiring diagram

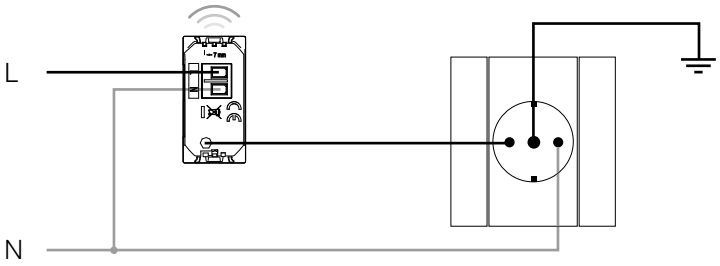

Table of managed loads

+45°C +5°C	2x2,5mm²							
Loads	Filament lamp	Halogen lamp	Electronic transformer	Ferromagnetic transformer	Fluorescent tube	Fluorescent compact	LED lamp	Ventilation motor
230 Va.c. 3800 W cosφ0,8	16 A							

CONNECTED DIN METER ITEM F20T60A

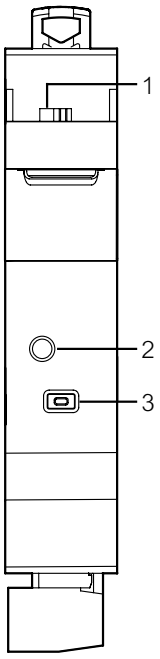

1 - Toroid connection
2 - notification LED
3 - Network association pushbutton

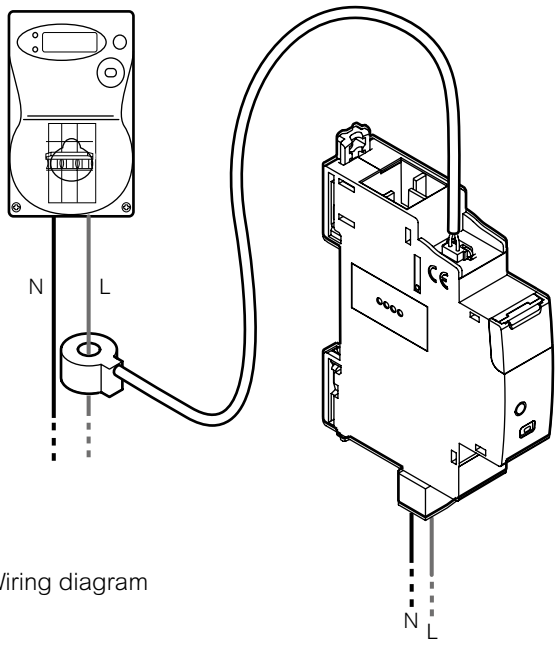

Wiring diagram

Living Now cover plates (3 module area system)

2-module cover plate

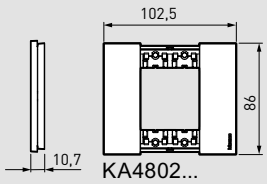

3-module cover plate

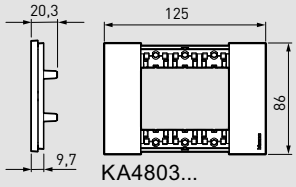

4-module cover plate

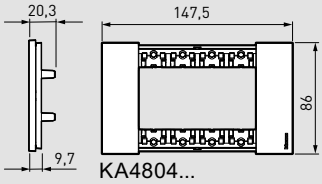

6-module cover plate

Living Now supports (3 module area system)

2-module support

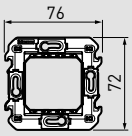

3-module support

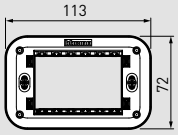

4-module support

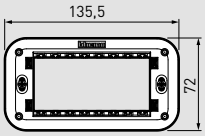

6-module support

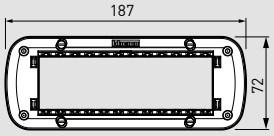

Living Now cover plates (2 module area system)

2-module cover plate

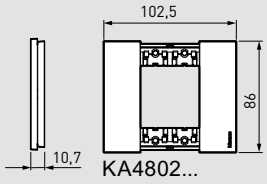

2+2-module cover plate

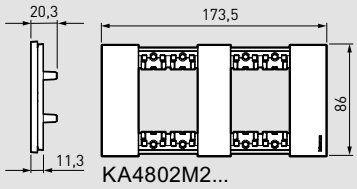

2+2+2-module cover plate

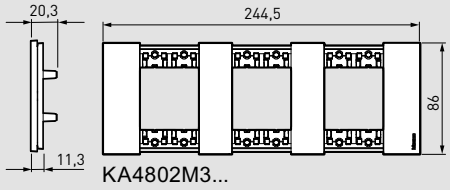

2+2+2+2-module cover plate

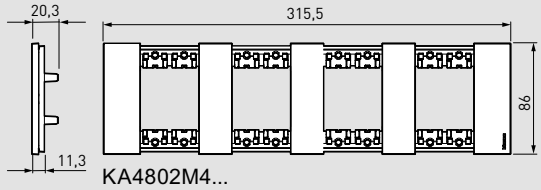

Living Now support (2 module area system)

2-module support

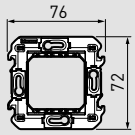

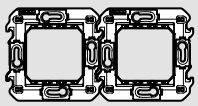
K4702 (x 2)

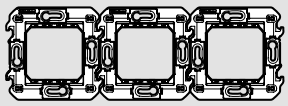
K4702 (x 3)

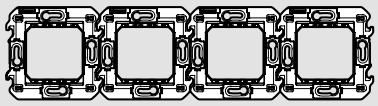
K4702 (x 4)

Living Now MyHOME_Up electrified frames

3-module electrified frame

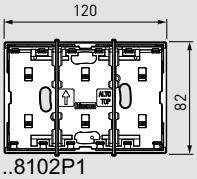

..8102P1

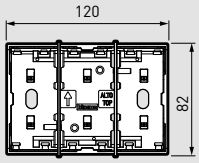

..8103

2-module support

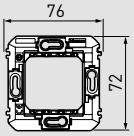

K48102

3-module support

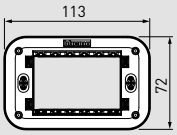

K4703

3+1-module electrified frame, 4 module

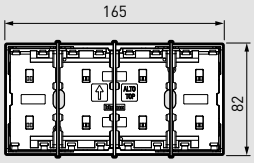

..8103P1 ..8104

4+1-module electrified frame

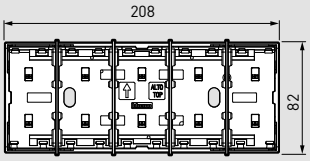

..8104P1

4-module support

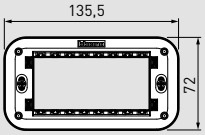

K4704

Smarther with Netatmo

flush mounted installation

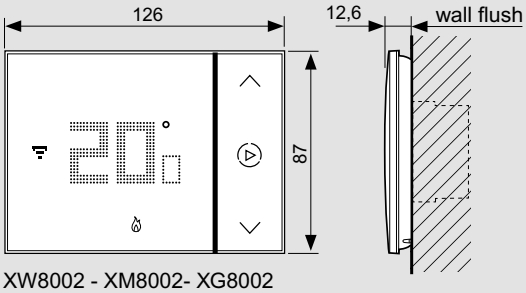

XW8002 - XM8002- XG8002

plasterboard installation

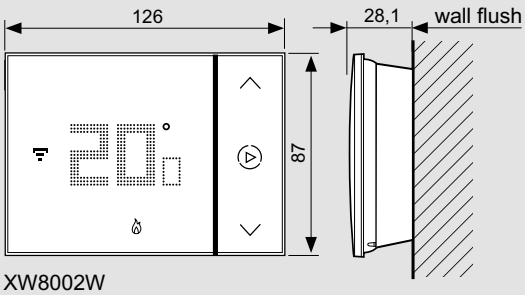

XW8002W

BTicino SpA
Viale Borri, 231
21100 Varese - Italy
www.bticino.com

AD-EXLNW2M20C/GB – Edition 10/2020

BTicino S.p.A. reserves at any time the right to modify the contents of this booklet and to communicate, in any form and modality, the changes brought to the same.

A Group Brand legrand

bticino